Immunoinformatique

Marie-Paule Lefranc

Laboratoire d'ImmunoGénétique Moléculaire
Université Montpellier 2, UPR CNRS 1142, IGH
Institut Universitaire de France

FMBS312, Master recherche 2 Bio-Med, TC3,
Universités Montpellier 1 et 2, ENSCM, 2 octobre 2008

IMGT the international ImMunoGeneTics information system® http://imgt.cines.fr

IMGT® domain: the adaptive immune response

http://imgt.cines.fr

Vertebrates

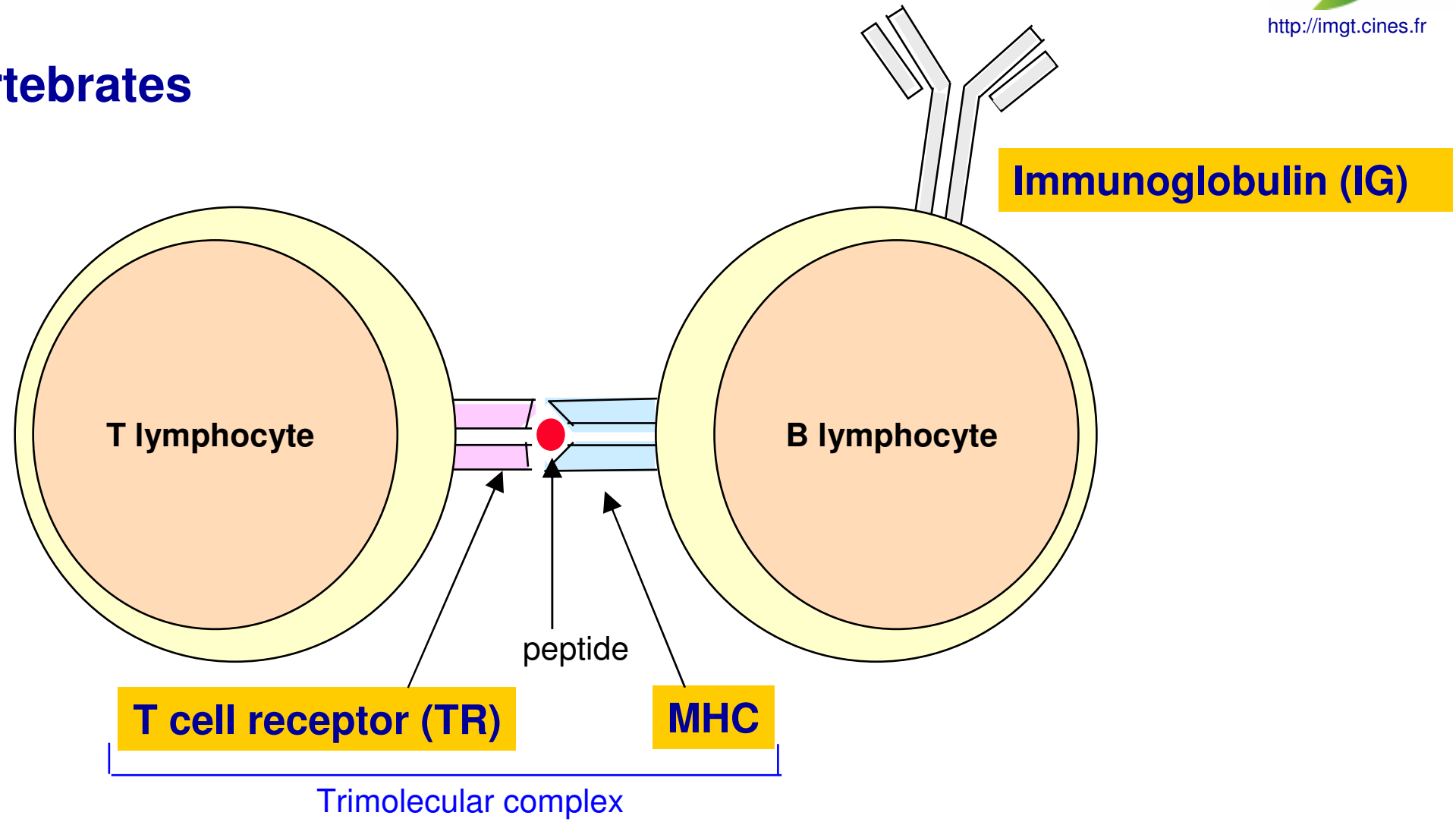

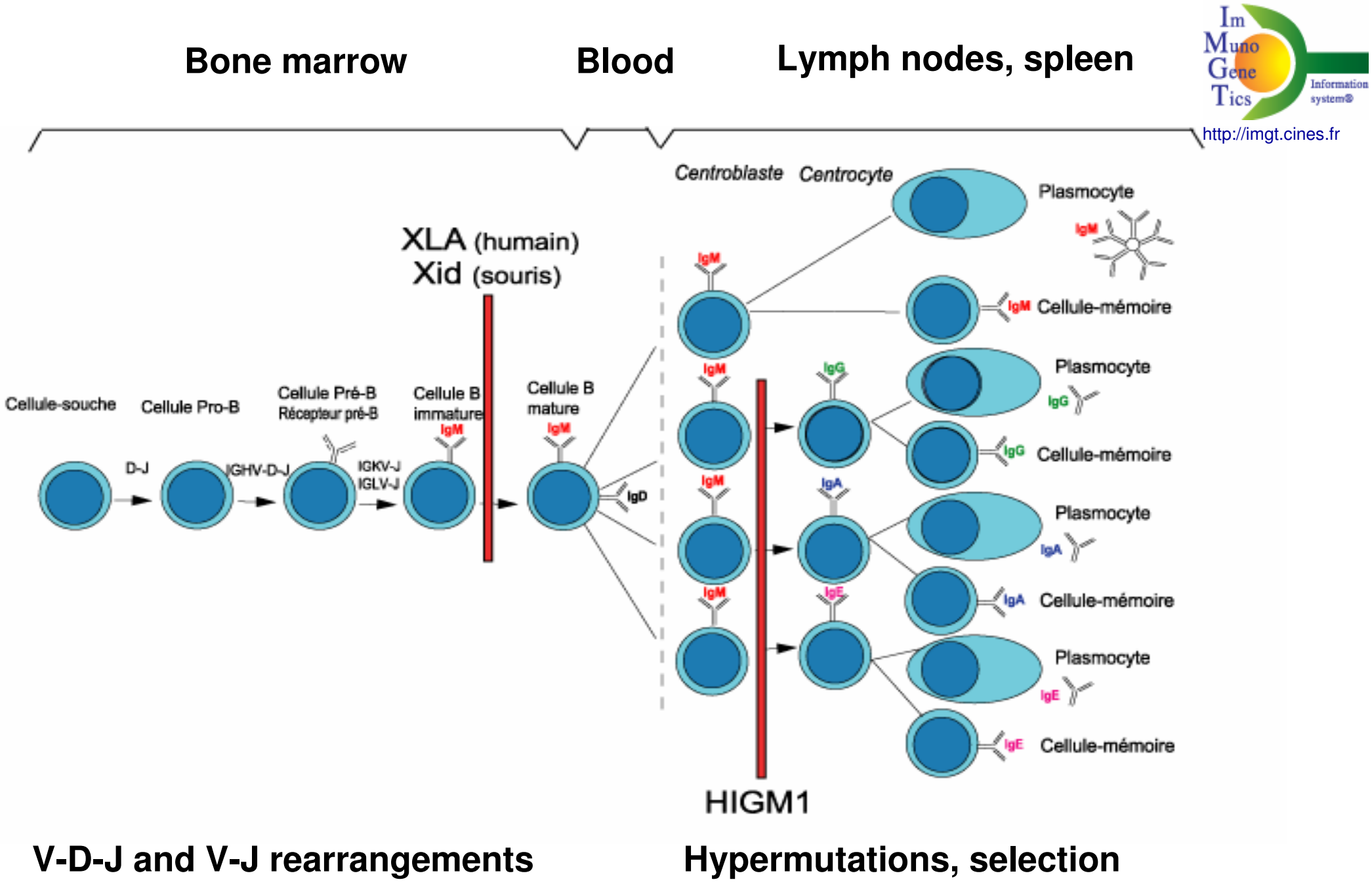
Bone marrow
Blood
Lymph nodes, spleen
Im Muno Gene Tics
Information system®
http://imgt.cines.fr
Centroblaste
Centrocyte
Plasmocyte
IgM
XLA (humain)
Xid (souris)
IgM
IgM Cellule-mémoire
Cellule-souche
Cellule Pro-B
Cellule Pré-B
Récepteur pré-B
Cellule B immature
Cellule B mature
IgM
IgM
IgG
Plasmocyte
IgG
D-J
IGHV-D-J
IGKV-J
IGLV-J
IgD
IgG Cellule-mémoire
IgM
IgA
Plasmocyte
IgA
IgM
IgE
IgA Cellule-mémoire
Plasmocyte
IgE
IgE Cellule-mémoire
HIGM1
V-D-J and V-J rearrangements
Hypermutations, selection

When and why was IMGT created?

IMGT birth and objectives

IMGT was created in June 1989, following the Human Genome Meeting HGM, at New Haven, USA.

* ***Thomas Shows and Ken Kidd, meeting organizers***
* ***Lap Chee Tsui, chromosome 7 responsable***
* ***Claude Boucheix (CD nomenclature)***

1. At New haven, entry of the 16 human T cell receptor gamma genes (TRG) in the genome database, Genome Database (GDB).

2. IMGT was created to answer the need to manage the T cell receptor (TR) and immunoglobulin (IG) genes and to enter them in the generalist databases.

Why was IMGT necessary?

1. Unique structure of the immunoglobulin (IG) and T cell receptor (TR) genes.

Genomic DNA in germline configuration

http://imgt.cines.fr

V-GENE

```
>X62106.0|HSVI2|Homo sapiens VI-2 gene for immunoglobulin heavy chain
tgagagctcc gttcctcacc atggactgga cctggaggat cctcttcttg gtggcagcag      60
ccacaggtaa gaggctccct agtcccagtg atgagaaaga gattgagtcc agtccaggga     120
gatctcatcc acttctgtgt tctctccaca ggagcccact cccaggtgca gctggtgcag     180
tctggggctg aggtgaagaa gcctggggcc tcagtgaagg tctcctgcaa ggcttctgga     240
tacaccttca ccggctacta tatgcactgg gtgcgacagg cccctggaca agggcttgag     300
tggatgggat ggatcaaccc taacagtggt ggcacaaact atgcacagaa gtttcagggc     360
agggtcacca tgaccaggga cacgtccatc agcacagcct acatggagct gagcaggctg     420
agatctgacg acacggccgt gtattactgt gcgagagaca cagtgtgaaa acccacatcc     480
tgagggtgtc agaaacccaa gggaggaggc ag
```

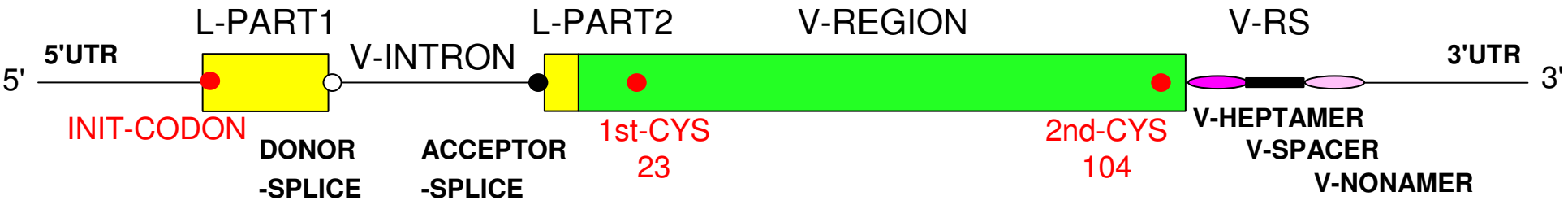

Genomic DNA in germline configuration

http://imgt.cines.fr

D-GENE

```
>J00256|IGHD7-27*01|Homo sapiens D-GENE
ccagccgcag ggtttttggc tgagctgaga accactgtgc taactgggga cacagtgatt      60
ggcagctcta caaaaaccat gctcccccgg g
```

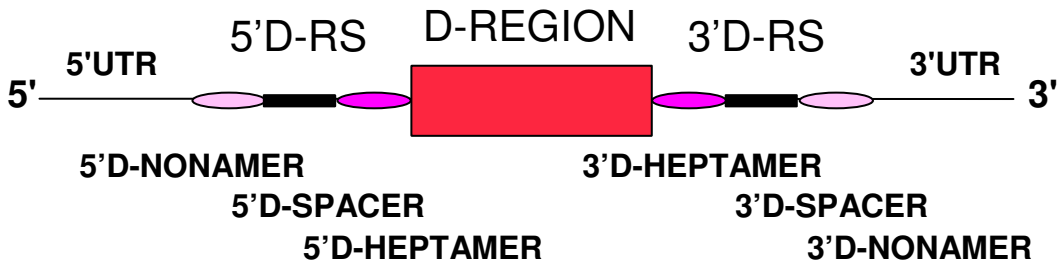

J-GENE

```
>J00256|IGHJ1*01|Homo sapiens J-GENE
accccgggct gtgggtttct gtgcccctgg ctcagggctg actcaccgtg gctgaatact      60
tccagcactg gggccagggc accctggtca ccgtctcctc aggtgagtct gctgtactgg     120
ggatagcggg gagccatgtg tactgggcca agcaagggct ttggcttcag                170
```

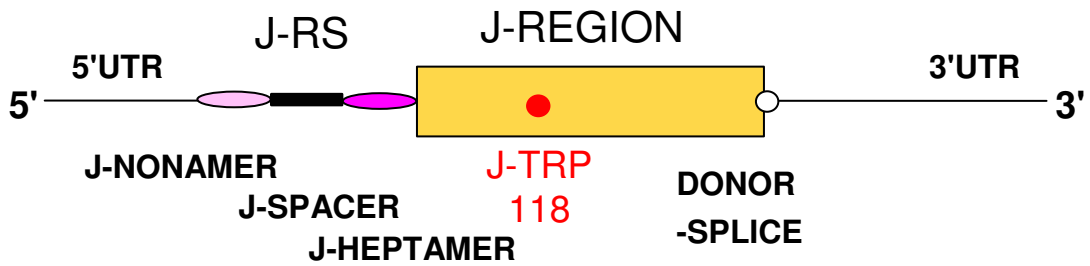

Why was IMGT necessary?

2. Huge diversity of the immunoglobulin and T cell receptor repertoires.

Spacefill 3D representation of an IgG

http://imgt.cines.fr

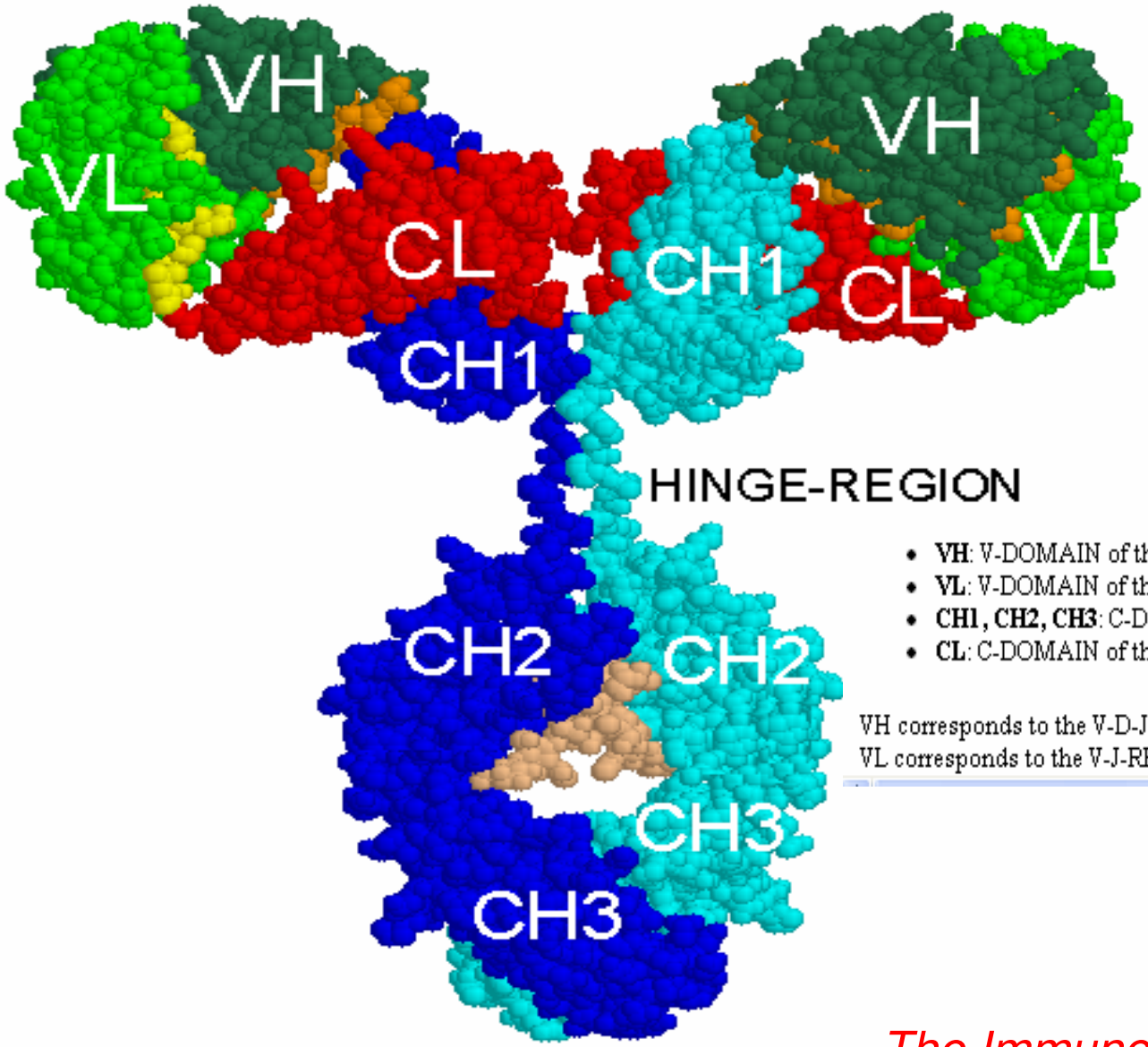

- **VH**: V-DOMAIN of the immunoglobulin heavy chain
- **VL**: V-DOMAIN of the immunoglobulin light chain
- **CH1, CH2, CH3**: C-DOMAIN of the immunoglobulin heavy chain
- **CL**: C-DOMAIN of the immunoglobulin light chain

VH corresponds to the V-D-J-REGION (in green (V), orange (DJ)) of the heavy chain.
VL corresponds to the V-J-REGION (in green (V) and yellow (J)) of the light chain.

The Immunoglobulin FactsBook, 2001

Immunoglobulin (IG) | T cell receptor (TR)

http://imgt.cines.fr

V-DOMAIN

V-J-REGION

Light chain

V-DOMAIN

V-D-J-REGION

Heavy chain

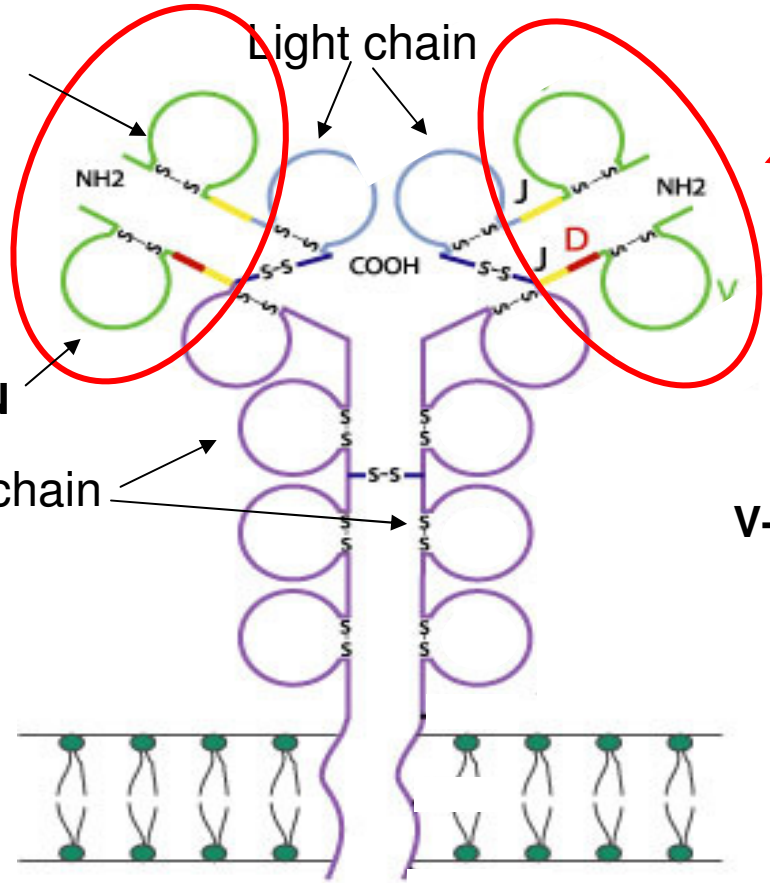

Membrane IgM

Contribution of the
2 V-DOMAINs
to the antigen binding site

Alpha - Beta

Gamma - Delta

V-J-REGION

V-DJ-REGION

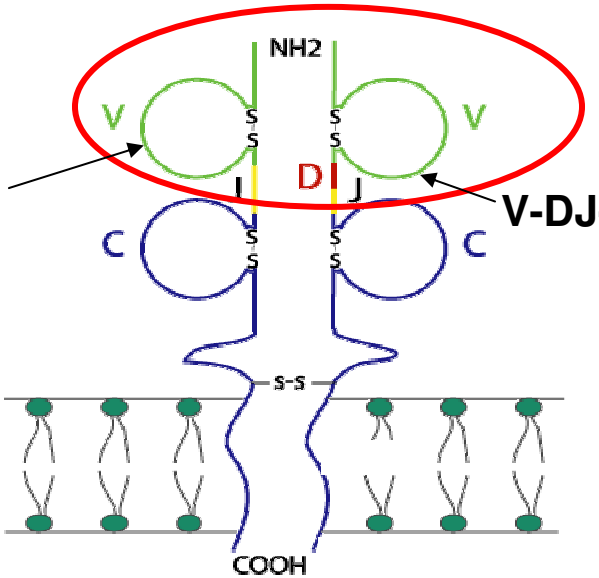

T cell receptor

The Immunoglobulin FactsBook, 2001

Immunoglobulin IgG

http://imgt.cines.fr

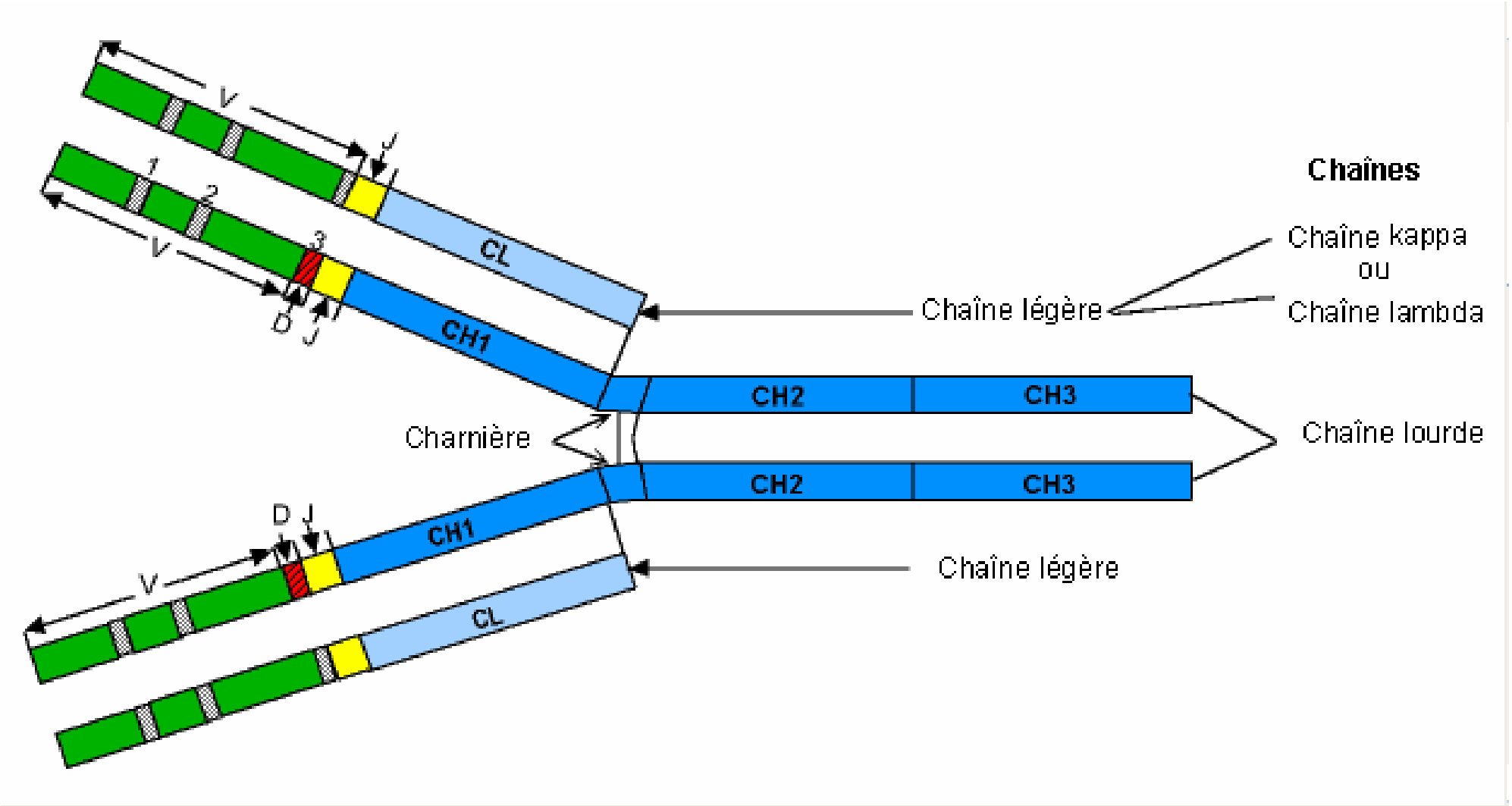

Immunoglobulin (IG) synthesis

http://imgt.cines.fr

genomic DNA
(IGH Locus 14q32)

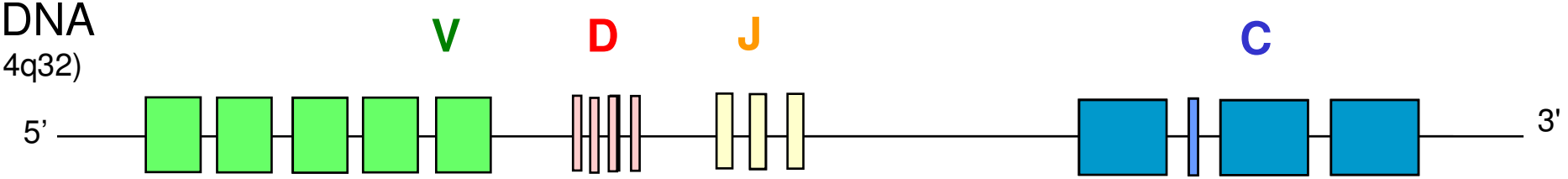

rearranged DNA

mRNA

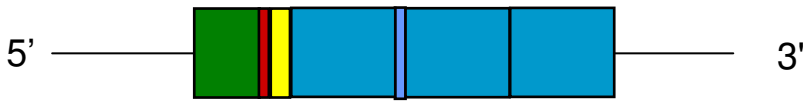

2×10^{12} different IG per individual

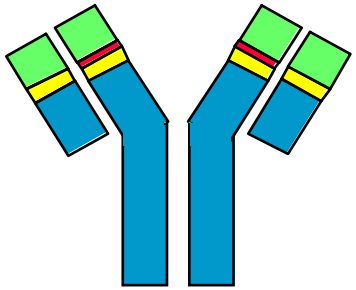

IMGT Repertoire, http://imgt.cines.fr

Immunoglobulin (IG) synthesis

http://imgt.cines.fr

150
FUNCTIONAL IG GENES

HEAVY CHAIN

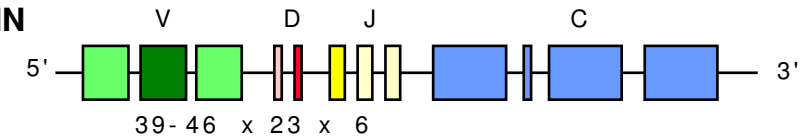

LIGHT CHAIN

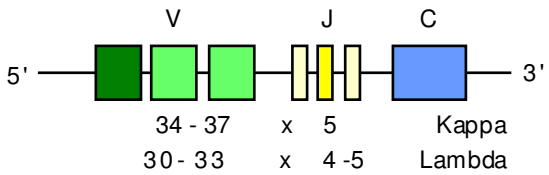

6300 **POTENTIAL RECOMBINATIONS**

185 +165 **POTENTIAL RECOMBINATIONS**

N-DIVERSITY
SOMATIC MUTATIONS
x 1000



ABOUT **6.3×10^6** POSSIBILITIES

ABOUT **3.5×10^5** POSSIBILITIES

2×10^{12}
DIFFERENT ANTIBODIES

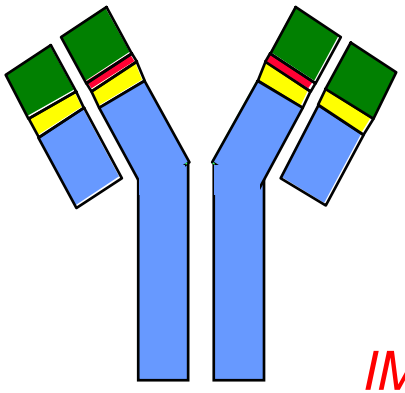

IMGT Repertoire, http://imgt.cines.fr

What was the first goal?

http://imgt.cines.fr

CONTENT

1. Immunoglobulins AND T cell receptors
2. Human AND other vertebrate species

DATA

1. Genes AND alleles
2. Sequences (germline AND rearranged)
3. Polymorphisms: genomic AND somatic hypermutations
4. 3D structures

IMGT® Web resources

http://imgt.cines.fr

IMGT Repertoire 10,000 pages HTML

- Chromosomal localizations
- Locus representations
- Genes tables
- Potential repertoire
- Alignments of alleles
- Protein displays
- IMGT Colliers de Perles…

IMGT Index

IMGT Bloc-notes

- Interesting links, PubMed,
- Meeting announcements
- IMGT Immunoinformatics page,…

IMGT Education

- Tutorials, IMGT Lexique, …

Human IGH locus

http://imgt.cines.fr

Chromosome 14q32.33

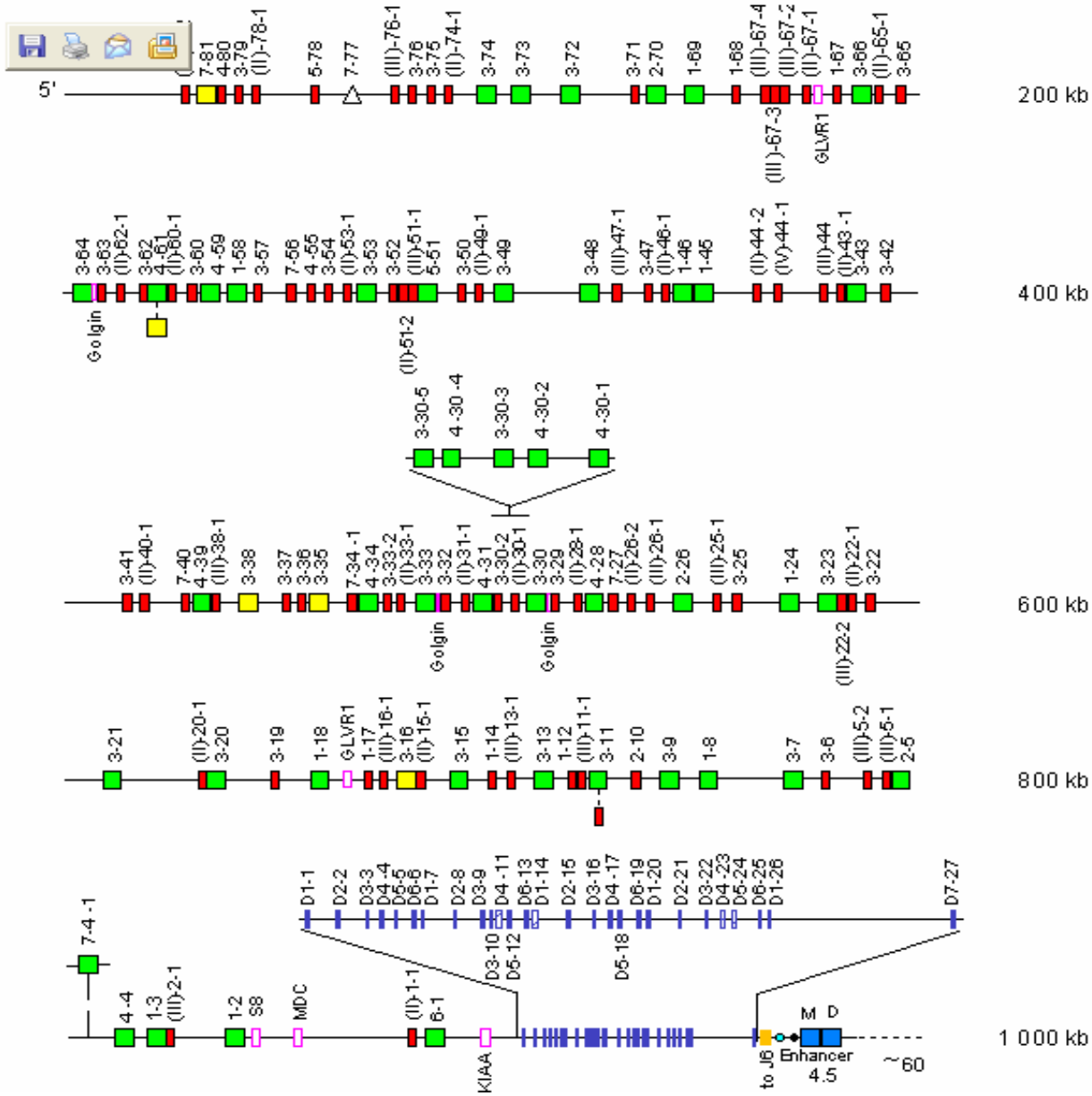

IMGT Repertoire, http://imgt.cines.fr

Human IGK locus

Chromosome 2p11.2

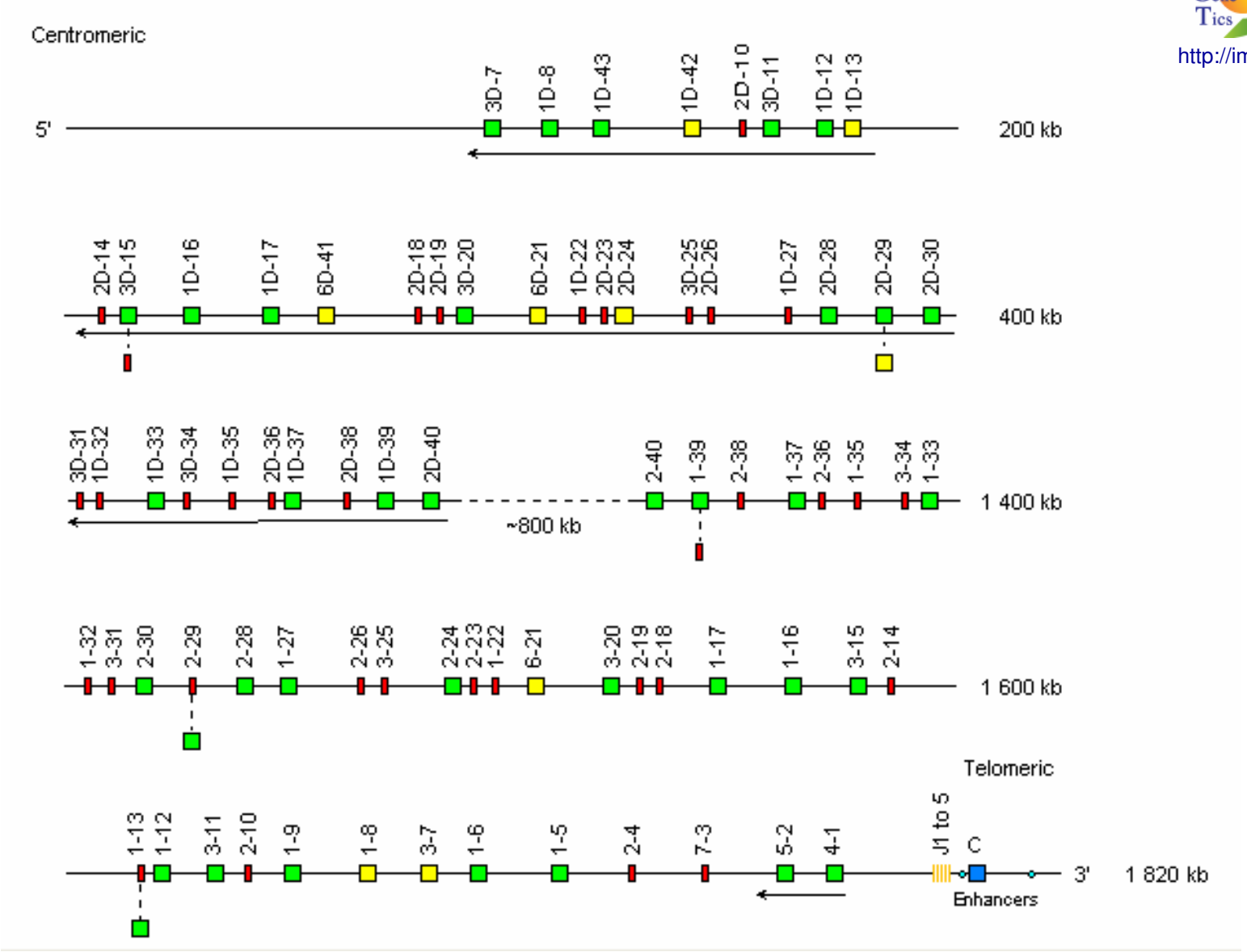

http://imgt.cines.fr

IMGT Repertoire, http://imgt.cines.fr

Human IGHV genes on chromosome 14 at 14q32.33

http://imgt.cines.fr

Subgroup	Functional	ORF	Pseudogene	Total
IGHV1	9	-	5	14
IGHV2	3	-	1	4
IGHV3	18-20**(+1)*	3	25(+1)*	47-49**
IGHV4	6-9**(+1)*	(+1)*	2	9-12**
IGHV5	1	-	1	2
IGHV6	1	-	-	1
IGHV7	0-1**	1	4	5-6**
IGHV(II)	-	-	22	22
IGHV(III)	-	-	18	18
IGHV(IV)	-	-	1	1
Total	38-44(+2)*	4(+1)*	79(+2)*	123-129**

IMGT Repertoire, http://imgt.cines.fr

IMGT Alignment of alleles

http://imgt.cines.fr

```
                          1   2   3   4   5   6   7   8   9  10  11  12  13  14  15  16  17  18  19  20
                          A   Q   S   V   T   Q   L   D   S   Q   V   P   V   F   E   E   A   P   V   E
X02850   ,TRAV8-6*01     GCC CAG TCT GTG ACC CAG CTT GAC AGC CAA GTC CCT GTC TTT GAA GAA GCC CCT GTG GAG

AE000659,TRAV8-6*02      --- --- --- --- --- --- --- --- --- --- --- --- --- --- --- --- --- --- --- ---

M86361   ,TRAV8-6*02      --- --- --- --- --- --- --- --- --- --- --- --- --- --- --- --- --- --- --- ---

                                                                  CDR1-IMGT
                         21  22  23  24  25  26  27  28  29  30  31  32  33  34  35  36  37  38  39  40
                          L   R   C   N   Y   S   S   S   V   S   V   Y                           L   F
X02850   ,TRAV8-6*01     CTG AGG TGC AAC TAC TCA TCG TCT GTT TCA GTG TAT ... ... ... ... ... ... CTC TTC

AE000659,TRAV8-6*02      --- --- --- --- --- --- --- --- --- --- --- --- ... ... ... ... ... ... --- ---

M86361   ,TRAV8-6*02      --- --- --- --- --- --- --- --- --- --- --- --- ... ... ... ... ... ... --- ---

                                                                                                  CDR2-
                         41  42  43  44  45  46  47  48  49  50  51  52  53  54  55  56  57  58  59  60
                          W   Y   V   Q   Y   P   N   Q   G   L   Q   L   L   L   K   Y   L   S   G   S
X02850   ,TRAV8-6*01     TGG TAT GTG CAA TAC CCC AAC CAA GGA CTC CAG CTT CTC CTG AAG TAT TTA TCA GGA TCC

AE000659,TRAV8-6*02      --- --- --- --- --- --- --- --- --- --- --- --- --- --- --- --- --- --- --- ---

M86361   ,TRAV8-6*02      --- --- --- --- --- --- --- --- --- --- --- --- --- --- --- --- --- --- --- ---

                         IMGT
                         61  62  63  64  65  66  67  68  69  70  71  72  73  74  75  76  77  78  79  80
                          T   L               V   E   S   I   N                               G   F   E
X02850   ,TRAV8-6*01     ACC CTG ... ... ... GTT GAA AGC ATC AAC ... ... ... ... ... ... ... GGT TTT GAG
                                                 K   G
AE000659,TRAV8-6*02      --- --- ... ... ... --- A-- G-- --- --- ... ... ... ... ... ... ... --- --- ---
                                                 K   G
M86361   ,TRAV8-6*02      --- --- ... ... ... --- A-- G-- --- --- ... ... ... ... ... ... ... --- --- ---

                         81  82  83  84 84A 84B 84C  85  86  87  88  89  90  91  92  93  94  95  96  97  98  99 100
                          A   E   F   N   K   S   Q   T   S   F   H   L   R   K   P   S   V   H   I   S   D   T   A
X02850   ,TRAV8-6*01     GCT GAA TTT AAC AAG AGT CAA ACT TCC TTC CAC TTG AGG AAA CCC TCA GTC CAT ATA AGC GAC ACG GCT

AE000659,TRAV8-6*02      --- --- --- --- --- --- --- --- --- --- --- --- --- --- --- --- --- --- --- --- --- --- ---

M86361   ,TRAV8-6*02      --- --- --- --- --- --- --- --- --- --- --- --- --- --- --- --- --- --- --- --- --- --- ---

                                        CDR3-IMGT
                         101 102 103 104 105 106 107 108
                          E   Y   F   C   A   V   S
X02850   ,TRAV8-6*01     GAG TAC TTC TGT GCT GTG AGT GA

AE000659,TRAV8-6*02      --- --- --- --- --- --- --- --
                                                 R
M86361   ,TRAV8-6*02      --- --- --- --- --- --- --G        #c
```

IMGT Repertoire, http://imgt.cines.fr

IMGT Protein display

http://imgt.cines.fr

```
TRAV                FR1-IMGT        CDR1-IMGT   FR2-IMGT        CDR2-IMGT   FR3-IMGT                CDR3-IMGT
gene                (1-26)          (27-38)     (39-55)         (56-65)     (66-104)                (105-115)

                    1       10      20          30          40      50          60          70      80  84ABC   90      100     110
                    .........|.........|.....   ...|.......   .|.......|.....   ....|.....   ....|.......|.......|.......|....   .....|.....

AE000658,TRAV1-1    GQSLEQ.PSEVTAVEGAIVQINCTYQ  TSGFYG......   LSWYQQHDGGAPTFLSY   NADDG.....   LEETG.......RFSSFLSRSDSYGYLLLQELQMKDSASYFC AVR........
AE000658,TRAV1-2    GQNIDQ.PTEMTATEGAIVQINCTYQ  TSGFNG......   LFWYQQHAGEAPTFLSY   NVLDG.....   LEEKG.......RFSSFLSRSKGYSYLLLKELQMKDSASYLC AVR........
AE000658,TRAV2      KDQVFQ.PSTVASSEGAVVEIFCNHS  VSNAYN......   FFWYLHFPGCAPRLLVK   GSK.......   PSQQG.......RYNMTYER..FSSSLLILQVREADAAVYYC AVE........
AE000658,TRAV3      AQSVAQPEDQVNVAEGNPLTVKCTYS  VSGNPY......   LFWYVQYPNRGLQFLLK   YITGDNL...   VKGSY.......GFEAEFNKSQTSFHLKKPSALVSDSALYFC AVRD.......
AE000658,TRAV4      LAKTTQ.PISMDSYEGQEVNITCSHN  NIATNDY.....   ITWYQQFPSQGPRFIIQ   GYKT......   KVTNE.......VASLFIPADRKSSTLSLPRVSLSDTAVYYC LVGD.......
AE000659,TRAV5      GEDVEQS.LFLSVREGDSSVINCTYT  DSSSTY......   LYWYKQEPGAGLQLLTY   IFSNMD....   MKQDQ.......RLTVLLNKKDKHLSLRIADTQTGDSAIYFC AES........
AE000659,TRAV6      SQKIEQNSEALNIQEGKTATLTCNYT  NYSPAY......   LQWYRQDPGRGPVFLLL   IRENEK....   EKRKE.......RLKVTFDTTKKQSLFHITASQPADSATYLC ALD........
AE000659,TRAV7      ENQVEHSPHFLGPQQGDVASMSCTYS  VSRFNN......   LQWYRQNTGMGPKHLLS   MYSAGY....   EKQKG.......RLNATLLK..NGSSLYITAVQPEDSATYFC AVD........
AE000659,TRAV8-1    AQSVSQHNHHVILSEAASLELGCNYS  YGGTVN......   LFWYVQYPGQHLQLLLK   YFSGDPL...   VKGIK.......GFEAEFIKSKFSFNLRKPSVQWSDTAEYFC AVN........
AE000659,TRAV8-2    AQSVTQLDSHVSVSEGTPVLLRCNYS  SSYSPS......   LFWYVQHPNKGLQLLLK   YTSAATL...   VKGIN.......GFEAEFKKSETSFHLTKPSAHMSDAAEYFC VVS........
AE000659,TRAV8-3    AQSVTQPDIHITVSEGASLELRCNYS  YGATPY......   LFWYVQSPGQGLQLLLK   YFSGDTL...   VQGIK.......GFEAEFKRSQSSFNLRKPSVHWSDAAEYFC AVG........
AE000659,TRAV8-4    AQSVTQLGSHVSVSEGALVLLRCNYS  SSVPPY......   LFWYVQYPNQGLQLLLK   YTSAATL...   VKGIN.......GFEAEFKKSETSFHLTKPSAHMSDAAEYFC AVS........
X02850  ,TRAV8-6    AQSVTQLDSQVPVFEEAPVELRCNYS  SSVSVY......   LFWYVQYPNQGLQLLLK   YLSGSTL...   VEGIN.......GFEAEFNKSQTSFHLRKPSVHISDTAEYFC AVS........
AE000660,TRAV8-7    TQSVTQLDGHITVSEEAPLELKCNYS  YSGVPS......   LFWYVQYSSQSLQLLLK   DLTEATQ...   VKGIR.......GFEAEFKKSETSFYLRKPSTHVSDAAEYFC AVGDR......
AE000659,TRAV9-1    GDSVVQTEGQVLPSEGDSLIVNCSYE  TTQYPS......   LFWYVQYPGEGPQLHLK   AMKAND....   KGRNK.......GFEAMYRKETTSFHLEKDSVQESDSAVYFC ALS........
```

IMGT Repertoire, http://imgt.cines.fr

IMGT Collier de Perles

http://imgt.cines.fr

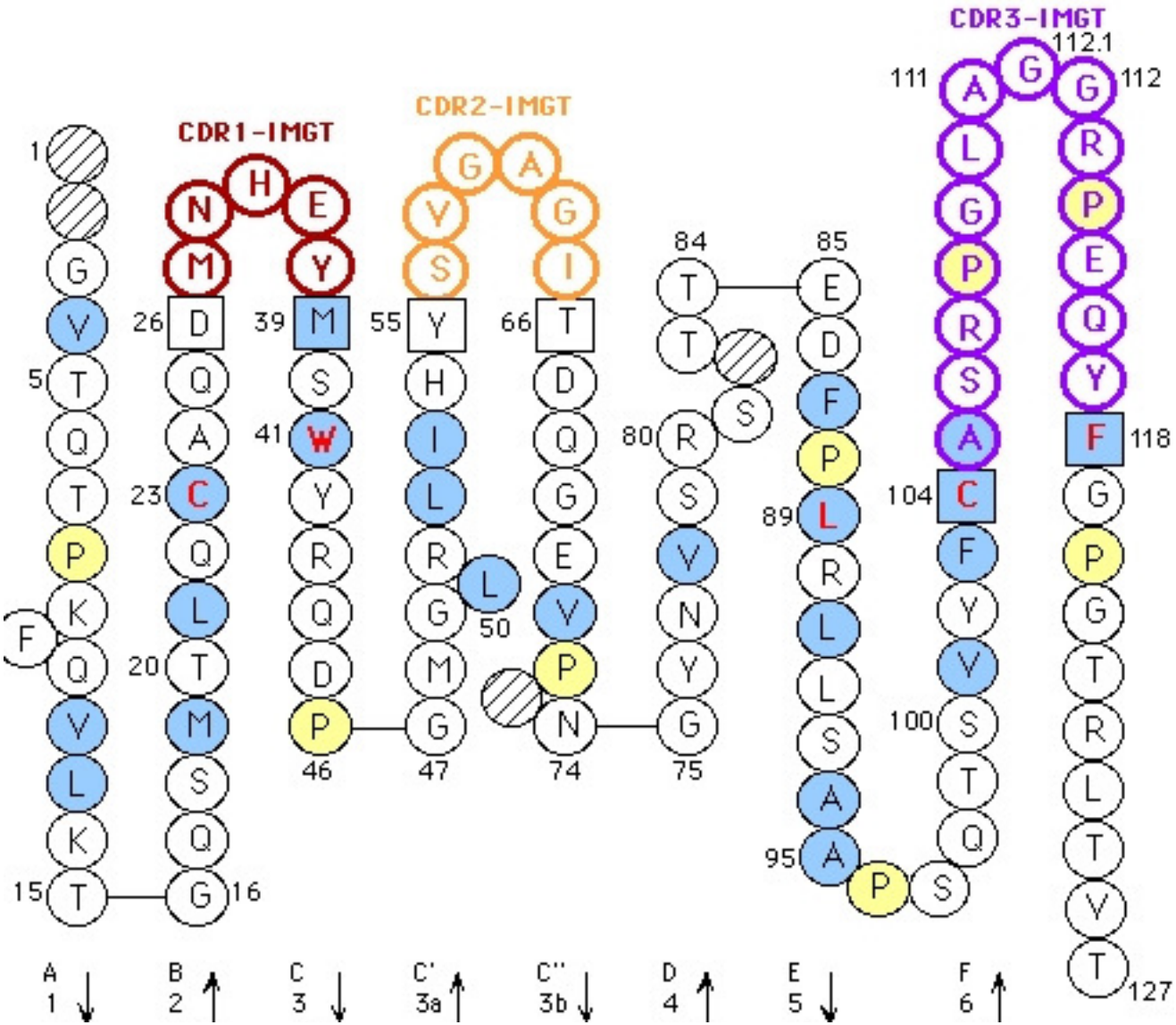

IMGT Repertoire, http://imgt.cines.fr

IMGT databases and tools

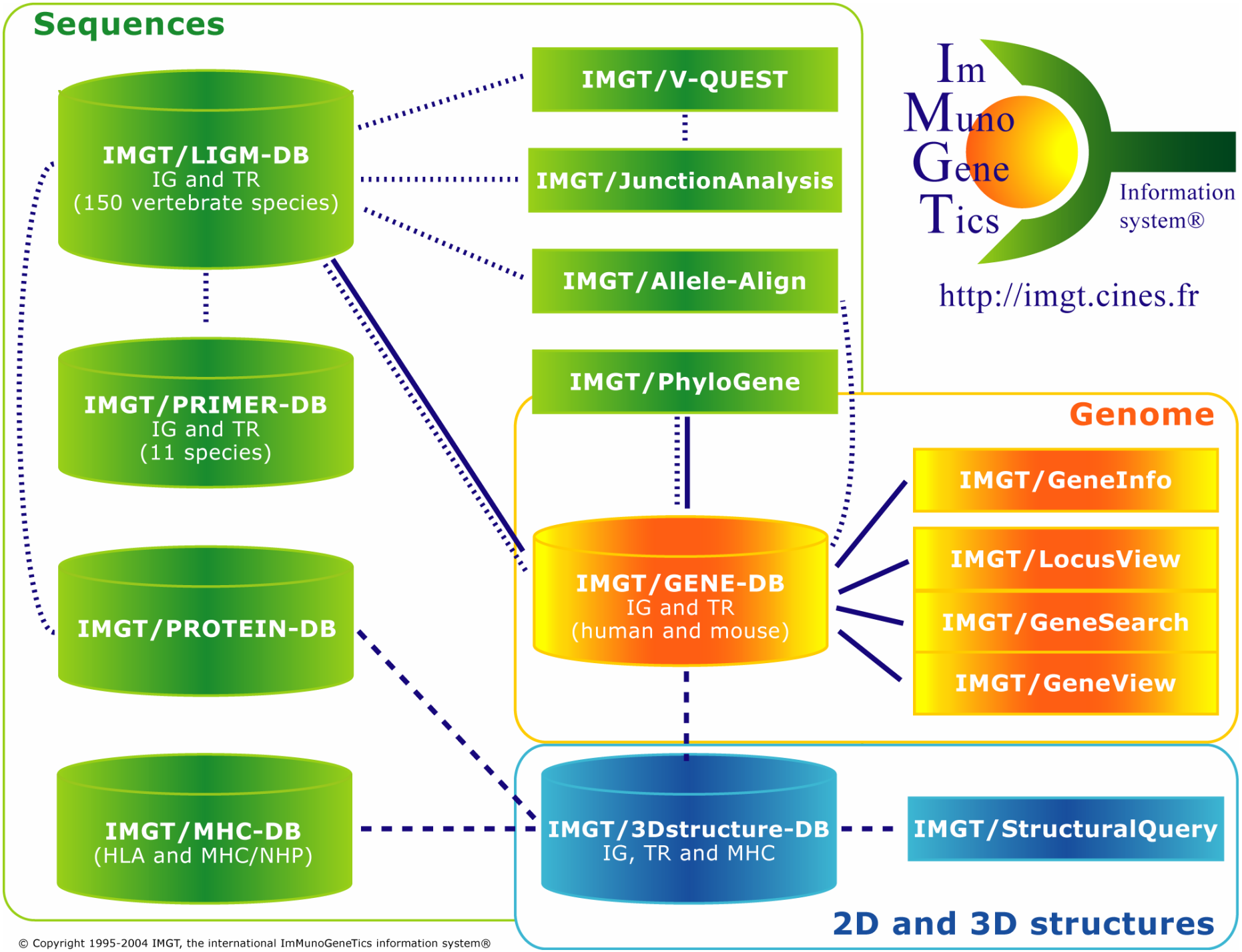

IMGT Marie-Paule page: IMGT repertoire - Netscape

Fichier Edition Afficher Aller Communicator Aide

Locus representation: Human IGL

Human IGL 22q11.2

WELCOME !
to IMGT/GENE-DB

THE
INTERNATIONAL
IMMUNOGENETICS
INFORMATION SYSTEM®

ImMunoGeneTics
Information system®

http://imgt.cines.fr

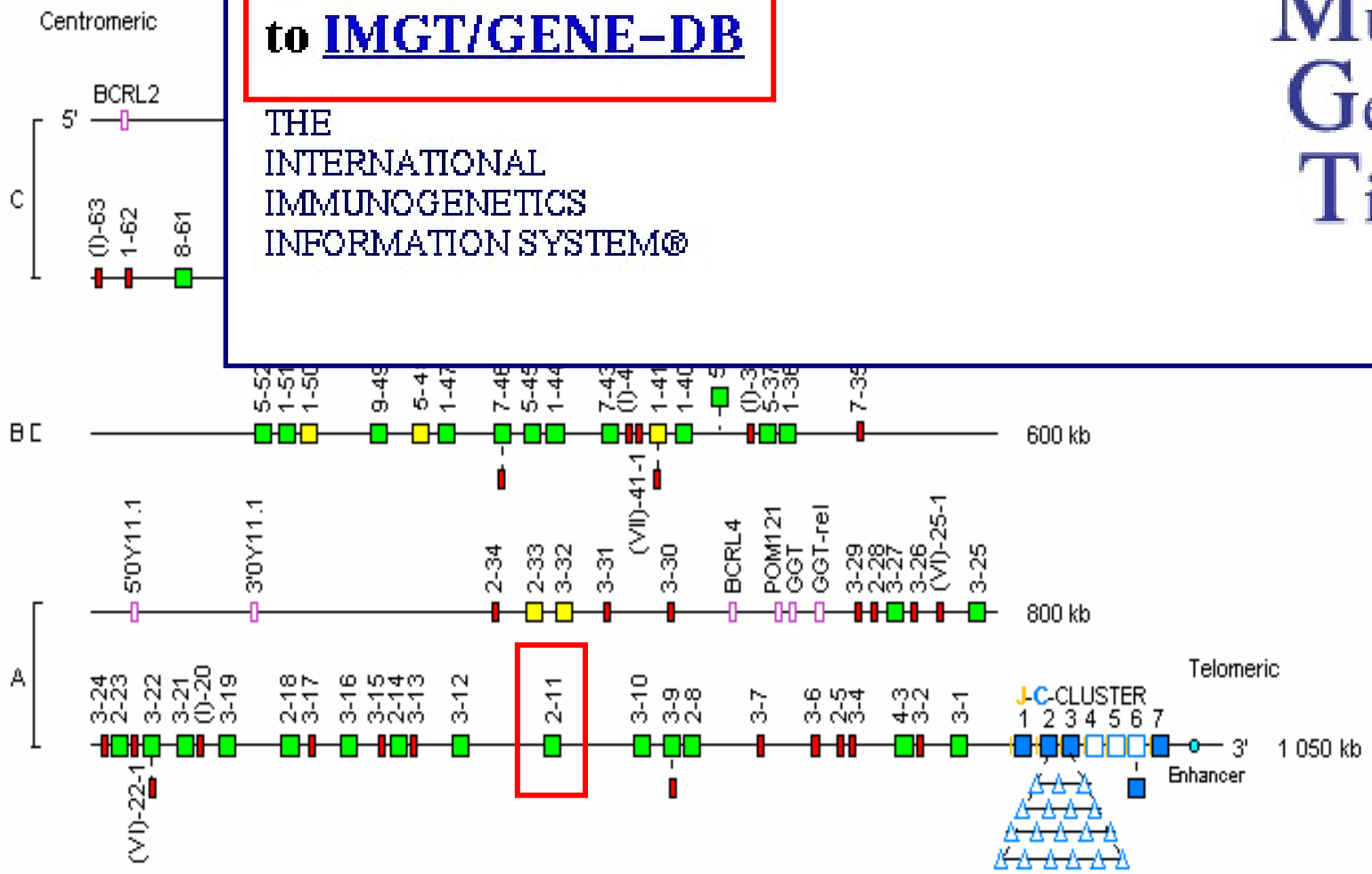

Giudicelli V. et al. Nucleic Acids Res. 33, D256-D261

IMGT/LIGM-DB Consultation module v3 - Netscape

Fichier Edition Afficher Aller Communicator Aide

Signets Adresse : http://ligm.igh.cnrs.fr:8104/cgi-bin/IMGTlect.jv Infos connexes

```
FT   V-GENE                <1..297>
FT
FT
FT
FT
FT
FT
FT
FT   V-REGION
FT
FT
FT
FT
FT
FT   FR1-IMGT
FT
FT
FT   1st-CYS
FT   CDR1-IMGT             76..102
FT                         /AA_IMGT="27 to 35"
FT                         /translation="SSDVGGYNY"
FT   FR2-IMGT              103..153
FT                         /AA_IMGT="39 to 55"
FT                         /translation="VSWYQQHPGKAPKLMIY"
FT   CONSERVED-TRP         109..111
FT   CDR2-IMGT             154..162
FT                         /AA_IMGT="56 to 58"
FT                         /translation="DVS"
FT   FR3-IMGT              163..270
FT                         /AA_IMGT="66 to 104, AA 73, 81, 82 missing"
FT                         /translation="KRPSGVPDRFSGSKSGNTASLTISGLQAEDEADYYC"
FT   2nd-CYS               268..270
FT   CDR3-IMGT             271..297
FT                         /AA_IMGT="105 to 113"
FT                         /translation="CSYAGSYTF"
XX
SQ   Sequence 297 BP; 60 A; 93 C; 71 G; 73 T; 0 other;
     cagtctgccc tgactcagcc tcgctcagtg tccgggtctc ctggacagtc agtcaccatc        60
     tcctgcactg gaaccagcag tgatgttggt ggttataact atgtctcctg gtaccaacag       120
```

Document : chargé

Help | IMGT Home page | IMGT Marie-Paule page | New search

Created by Marie-Paule Lefranc (CNRS, Montpellier II University, France)
http://imgt.cines.fr

IMGT/LIGM-DB ON LINE, HERE YOU ARE !

Five types of search are available : select one by clicking on the button

Catalogue — accession number, mnemonic, definition, creation date, length, annotation level

IMGT/LIGM-DB

http://imgt.cines.fr

DESCRIPTION

IMGT/LIGM-DB Consultation module v3 - Mozilla Firefox

File Edit View Go Bookmarks Tools Help

```
FH   Key                 Location/Qualifiers
FH
FT   L-V-D-J-C-SEQUENCE  <1..375>
FT                       /partial
FT                       /db_xref="taxon:9606"
FT                       /cell_type="B-cell hybridoma 2F7"
FT                       /IMGT_note="automatically annotated with IMGT tools"
FT                       /organism="Homo sapiens"
FT   V-D-J-REGION        1..375
FT                       /translation="QVHLVESGGAVFHPGRSLRLSRAASGFTFSSYGMHWVRQAP
FT                       AKGLEWVAVIWYDGSNKYYADSVKGRFTISRDNSKNTLYLQMNSLRAEDTAVYYC
FT                       AKHVTIAAAGRRGAGMDVWGQGTTVTVSS"
FT   V-REGION            1..296
FT                       /allele="IGHV3-33*01, putative"
FT                       /gene="IGHV3-33"
FT                       /CDR_length="[8.8.18]"
FT                       /putative_limit="3' side"
FT                       /translation="QVHLVESGGAVFHPGRSLRLSRAASGFTFSSYGMHWVRQAP
FT                       AKGLEWVAVIWYDGSNKYYADSVKGRFTISRDNSKNTLYLQMNSLRAEDTAVYYC
FT                       AK"
FT   FR1-IMGT            1..75
FT                       /AA_IMGT="1 to 26, AA 10 is missing"
FT                       /translation="QVHLVESGGAVFHPGRSLRLSRAAS"
FT   CDR1-IMGT           76..99
FT                       /AA_IMGT="27 to 34"
FT                       /translation="GFTFSSYG"
FT   FR2-IMGT            100..150
FT                       /AA_IMGT="39 to 55"
FT                       /translation="MHWVRQAPAKGLEWVAV"
FT   CONSERVED-TRP       106..108
FT   CDR2-IMGT           151..174
FT                       /AA_IMGT="56 to 63"
FT                       /translation="IWYDGSNK"
FT   FR3-IMGT            175..288
FT                       /AA_IMGT="66 to 104, AA 73 is missing"
FT                       /translation="YYADSVKGRFTISRDNSKNTLYLQMNSLRAEDTAVYYC"
```

Done

126.667 sequences from 223 species

IMGT-ONTOLOGY:
277 IMGT labels for sequences
285 IMGT labels for 3D structures

SO (Sequence ontology):
67 IMGT labels

cDNA (in databases: mRNA!)

http://imgt.cines.fr

```
……….gagga ttcaccatgg aactggggct ccgctgggtt ttccttgttg ctttttaga 120
aggtgtccag tgtgaggtgc aactggtgga gtctggggga ggcctggtca agccgggggg 180
gtccctgaga ctctcctgtg cagcctctgg attaagcttc agtacctatg ccatgaactg 240
ggtccgccag gctccaggga aggggctgga atgggtctca agtattagta gtagaagtga 300
ttacatatac tatagagact cagtgaaggg ccgattcacc atctccagag acaacgccaa 360
gaattcactg tatctgcaaa tgaatagcct gagagtcgac gacacggctg tctattactg 420
tgcgagagat tcttgtaatg gtgctatatg ttatggtttc agtccctggg gccagggaac 480
cctggtcacc gtctcctcag catccccgac cagccccaag gtcttcccgc tgagcctctg 540
cagcacccag ccagatggga acgtggtcat cgcctgcctg gtccagggct tcttccccca 600
ggagccactc agtgtgacct ggagcgaaag cggacagggc gtgaccgcca gaaacttccc 660
acccagccag gatgcctccg gggacctgta caccacgagc agccagctga ccctgccggc 720
cacacagtgc ctagccggca agtccgtgac atgccacgtg aagcactaca cgaatcccag 780
ccaggatgtg actgtgccct gcccagttcc ctcaactcca cctaccccat ctccctcaac 840
tccacctacc ccatctccct catgctgcca cccccgactg tcactgcacc gaccggccct 900
cgaggacctg ctcttaggtt cagaagcgaa cctcacgtgc acactgaccg gcctgagaga 960
tgcctcgggt gtcaccttca cctggacgcc ctcaagtggg aagagcgctg ttcaaggacc 1020
acctgagcgt gacctctgtg gctgctacag cgtgtccagt gtcctgccgg gctgtgccga 1080
gccatggaac catgggaaga ccttcacttg cactgctgcc taccccgagt ccaagacccc 1140
gctaaccgcc accctctcaa aatccggaaa cacattccgg cccgaggtcc acctgctgcc 1200
gccgccgtcg gaggagctgg ccctgaacga gctggtgacg ctgacgtgcc tggcacgtgg 1260
cttcagcccc aaggacgtgc tggttcgctg gctgcagggg tcacaggagc tgccccgcga 1320
gaagtacctg acttgggcat cccggcagga gcccagccag ggcaccacca ccttcgctgt 1380
gaccagcata ctgcgcgtgg cagccgagga ctggaagaag ggggacacct tctcctgcat 1440
ggtgggccac gaggccctgc cgctggcctt cacacagaag accatcgacc gcttggcggg 1500
taaacccacc catgtcaatg tgtctgttgt catggcggag gtggacggca cctgctactga 1560 …..
```

cDNA

http://imgt.cines.fr

```
……….gagga ttcaccatgg aactggggct ccgctgggtt ttccttgttg ctttttttaga 120
aggtgtccag tgtgaggtgc aactggtgga gtctggggga ggcctggtca agccgggggg 180
gtccctgaga ctctcctgtg cagcctctgg attaagcttc agtacctatg ccatgaactg 240
ggtccgccag gctccaggga aggggctgga atgggtctca agtattagta gtagaagtga 300
ttacatatac tatagagact cagtgaaggg ccgattcacc atctccagag acaacgccaa 360
gaattcactg tatctgcaaa tgaatagcct gagagtcgac gacacggctg tctattactg 420
tgcgagagat tcttgtaatg gtgctatatg ttatggtttc agtccctggg gccagggaac 480
cctggtcacc gtctcctcag catccccgac cagccccaag gtcttcccgc tgagcctctg 540
cagcacccag ccagatggga acgtggtcat cgcctgcctg gtccagggct tcttccccca 600
ggagccactc agtgtgacct ggagcgaaag cggacagggc gtgaccgcca gaaacttccc 660
acccagccag gatgcctccg gggacctgta caccacgagc agccagctga ccctgccggc 720
cacacagtgc ctagccggca agtccgtgac atgccacgtg aagcactaca cgaatcccag 780
ccaggatgtg actgtgccct gcccagttcc ctcaactcca cctaccccat ctccctcaac 840
tccacctacc ccatctccct catgctgcca cccccgactg tcactgcacc gaccggccct 900
cgaggacctg ctcttaggtt cagaagcgaa cctcacgtgc acactgaccg gcctgagaga 960
tgcctcgggt gtcaccttca cctggacgcc ctcaagtggg aagagcgctg ttcaaggacc 1020
acctgagcgt gacctctgtg gctgctacag cgtgtccagt gtcctgccgg gctgtgccga 1080
gccatggaac catgggaaga ccttcacttg cactgctgcc taccccgagt ccaagacccc 1140
gctaaccgcc accctctcaa aatccggaaa cacattccgg cccgaggtcc acctgctgcc 1200
gccgccgtcg gaggagctgg ccctgaacga gctggtgacg ctgacgtgcc tggcacgtgg 1260
cttcagcccc aaggacgtgc tggttcgctg gctgcagggg tcacaggagc tgccccgcga 1320
gaagtacctg acttgggcat cccggcagga gcccagccag ggcaccacca ccttcgctgt 1380
gaccagcata ctgcgcgtgg cagccgagga ctggaagaag ggggacacct tctcctgcat 1440
ggtgggccac gaggccctgc cgctggcctt cacacagaag accatcgacc gcttggcggg 1500
taaacccacc catgtcaatg tgtctgttgt catggcggag gtggacggca cctgctactga 1560 …..
```

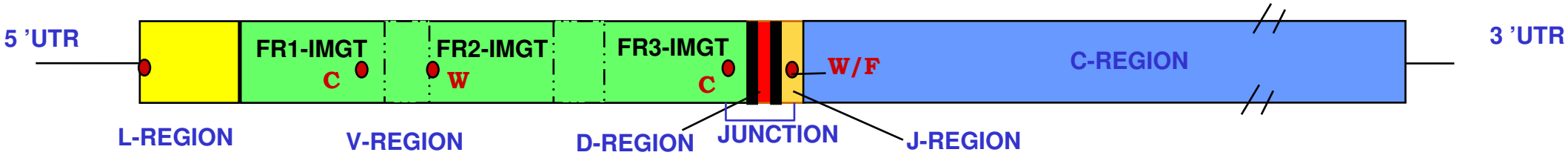

The IMGT-ONTOLOGY concepts

http://imgt.cines.fr

IDENTIFICATION

IMGT/LIGM-DB Consultation module v3 - Netscape

Fichier Edition Afficher Aller Communicator Aide

```
ID   HSCOMFRAA IMGT/LIGM annotation : automatic; RNA; HUM; 375 BP.
XX
AC   L39956;
XX
DT   28-SEP-2001 (Rel. 200139-5, arrived in LIGM-DB )
DT   13-NOV-2001 (Rel. 200146-2, Last updated, Version 2)
XX
DE   Homo sapiens monospecific anti-ssDNA antibody heavy chain variable region
DE   mRNA, complementarity determining regions  1-3 and framework regions 1-4.
DE   ;
DE   RNA; rearranged configuration; Ig-Heavy; regular; functionality
DE   productive; group IGHV; subgroup HV3; specificity anti-DNA single-stranded
DE   (ss) [human].
XX
KW   antigen receptor; immunoglobulin superfamily; Ig; Ig-Heavy; variable;
KW   diversity; joining; hybridoma; immunoglobulin.
XX
OS   Homo sapiens (human)
OC   Eukaryota; Metazoa; Chordata; Vertebrata; Mammalia; Eutheria; Primates;
OC   Catarrhini; Hominidae; Homo.
XX
RN   [1]
RP   1-375
RX   MEDLINE; 96195158.
RA   Mitamura K., Suenaga R., Wilson K.B., Abdou N.I.;
RT   "V gene sequences of human anti-ssDNA antibodies secreted by lupus-derived
RT   CD5-negative B cell hybridomas";
RL   Clin. Immunol. Immunopathol. 78(2):152-160(1996).
XX
DR   EMBL; L39956.
XX
FH   Key                  Location/Qualifiers
FH
FT   L-V-D-J-C-SEQUENCE   <1..375>
FT                        /partial
```

Document : chargé

The IMGT-ONTOLOGY concepts

http://imgt.cines.fr

IMGT/LIGM-DB Consultation module v3 - Mozilla Firefox

File Edit View Go Bookmarks Tools Help

```
FH   Key                 Location/Qualifiers
FH
FT   L-V-D-J-C-SEQUENCE  <1..375>
FT                       /partial
FT                       /db_xref="taxon:9606"
FT                       /cell_type="B-cell hybridoma 2F7"
FT                       /IMGT_note="automatically annotated with IMGT tools"
FT                       /organism="Homo sapiens"
FT   V-D-J-REGION        1..375
FT                       /translation="QVHLVESGGAVFHPGRSLRLSRAASGFTFSSYGMHWVRQAP
FT                       AKGLEWVAVIWYDGSNKYYADSVKGRFTISRDNSKNTLYL
FT                       AKHVTIAAAGRRGAGMDVWGQGTTVTVSS"
FT   V-REGION            1..296
FT                       /allele="IGHV3-33*01, putative"
FT                       /gene="IGHV3-33"
FT                       /CDR_length="[8,8,18]"
FT                       /putative_limit="3' side"
FT                       /translation="QVHLVESGGAVFHPGRSLRLSRA
FT                       AKGLEWVAVIWYDGSNKYYADSVKGRFTISRDNSKNT
FT                       AK"
FT   FR1-IMGT            1..75
FT                       /AA_IMGT="1 to 26, AA 10 is missing"
FT                       /translation="QVHLVESGGAVFHPGRSLRLSRAAS"
FT   CDR1-IMGT           76..99
FT                       /AA_IMGT="27 to 34"
FT                       /translation="GFTFSSYG"
FT   FR2-IMGT            100..150
FT                       /AA_IMGT="39 to 55"
FT                       /translation="MHWVRQAPAKGLEWVAV"
FT   CONSERVED-TRP       106..108
FT   CDR2-IMGT           151..174
FT                       /AA_IMGT="56 to 63"
FT                       /translation="IWYDGSNK"
FT   FR3-IMGT            175..288
FT                       /AA_IMGT="66 to 104, AA 73 is missing"
FT                       /translation="YYADSVKGRFTISRDNSKNTLYLQMNSLRAEDTAVYYC"
```

Done

DESCRIPTION

OBTENTION

CLASSIFICATION

NUMEROTATION

IMGT/V-QUEST

IMGT/V-QUEST

http://imgt.cines.fr

Alignment for V-GENE

```
AF402940                 score GTGCAGCTGCTCGAGCAGTCTGGGGCT___GAGGTGAGCAAGCCTGGGGCCTCAGTAAAGGTTTCCTGCA
X62109   IGHV1-3*01       1146 CA.GTC.A...T.T............___.......AG..................G.............
X62107   IGHV1-3*02       1110 CA.GTT.A...G.T............___.......AG..................G.............
M99637   IGHV1-8*01        957 CA.GT..A...G.T............___.......AG..................G.....C.......
L06612   IGHV1-46*03       948 CA.GT..A...G.T............___.......AG..................G.............
X92343   IGHV1-46*01       948 CA.GT..A...G.T............___.......AG..................G.............
```

Alignment for J-GENE

```
AF402940                 score CTTCACGGGGCGGGACGCTTTGGACGTCTGGGGCCAAGGGACCACGGTCACCGTCTCCTCA
J00256   IGHJ3*01          181 ______________.T.....T..T.................A.T............T...G
X86355   IGHJ6*02          179 T.A.TACTACTACT...G.A.......................................
X86355   IGHJ3*02          172 ______________.T.....T..TA................A.T............T...G
```

Giudicelli et al. Nucleic Acids Res. 32, W435-W440 (2004)

WELCOME !
to IMGT/V-QUEST

THE
INTERNATIONAL
IMMUNOGENETICS
INFORMATION SYSTEM®

http://imgt.cines.fr

Citing IMGT/V-QUEST: Brochet, X. et al., Nucl. Acids Res. 36, W503-508 (2008). PMID: 18503082 PDF

From the Version 3.0.0 of IMGT/V-QUEST, gaps in CDR1-IMGT and CDR2-IMGT are placed at the top of the loops

Current version: 3.1.2 (18 July 2008)

Analyse your Immunoglobulin nucleotide sequences

- Human
- Mouse
- Rat
- Chondrichthyes
- Teleostei
  - Atlantic cod
  - Channel catfish
  - Rainbow trout
- Sheep

Analyse your T cell Receptor nucleotide sequences

- Human
- Nonhuman primates

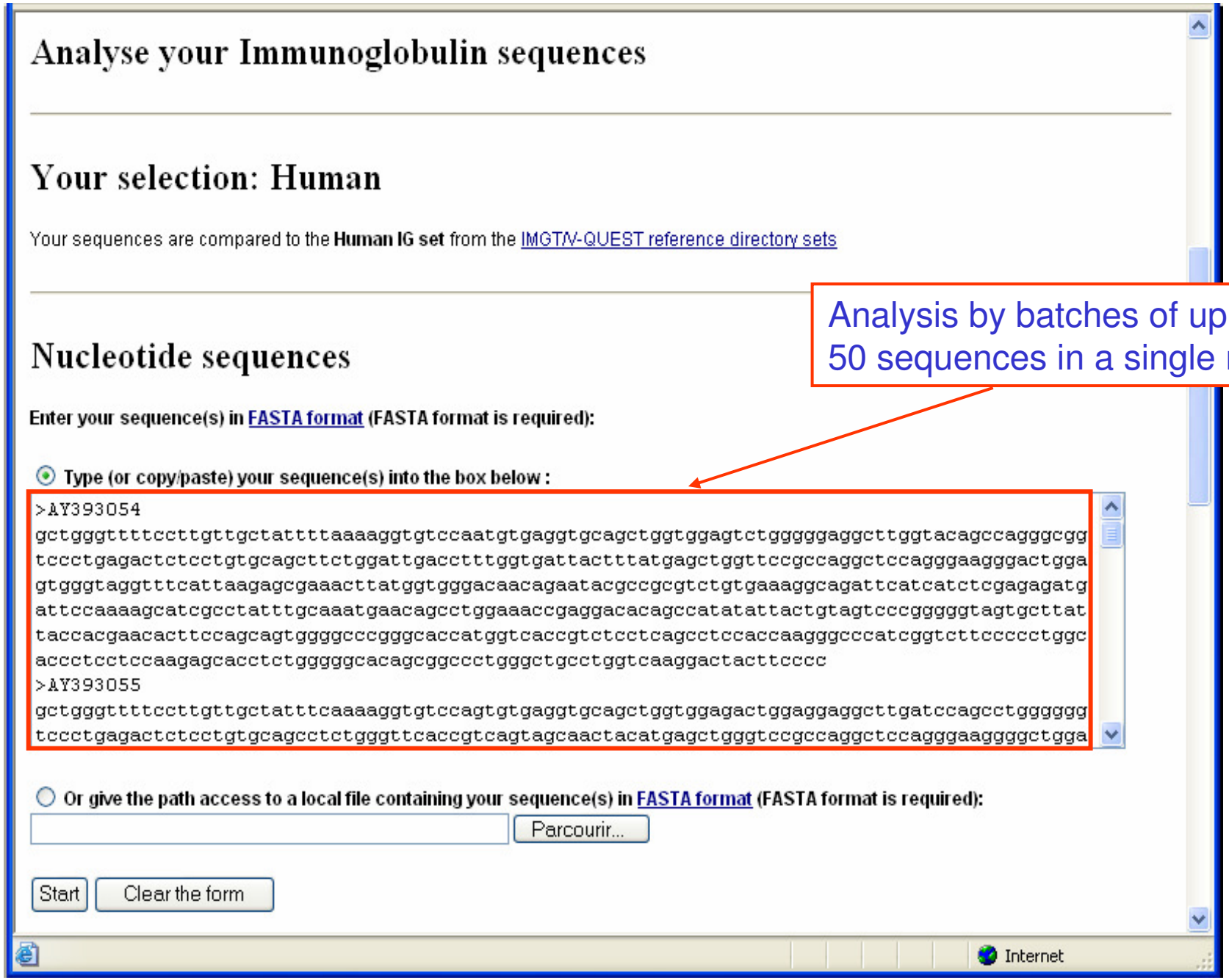

Analyse your Immunoglobulin sequences

Your selection: Human

Your sequences are compared to the **Human IG set** from the IMGT/V-QUEST reference directory sets

Nucleotide sequences

Enter your sequence(s) in FASTA format (FASTA format is required):

Type (or copy/paste) your sequence(s) into the box below :

```
>AY393054
gctgggttttccttgttgctattttaaaaggtgtccaatgtgaggtgcagctggtggagtctgggggaggcttggtacagccagggcgg
tccctgagactctcctgtgcagcttctggattgacctttggtgattactttatgagctggttccgccaggctccagggaagggactgga
gtgggtaggtttcattaagagcgaaacttatggtgggacaacagaatacgccgcgtctgtgaaaggcagattcatcatctcgagagatg
attccaaaagcatcgcctatttgcaaatgaacagcctggaaaccgaggacacagccatatattactgtagtcccgggggtagtgcttat
taccacgaacacttccagcagtggggcccgggcaccatggtcaccgtctcctcagcctccaccaagggcccatcggtcttccccctggc
accctcctccaagagcacctctgggggcacagcggccctgggctgcctggtcaaggactacttcccc
>AY393055
gctgggttttccttgttgctatttcaaaaggtgtccagtgtgaggtgcagctggtggagactggaggaggcttgatccagcctgggggg
tccctgagactctcctgtgcagcctctgggttcaccgtcagtagcaactacatgagctgggtccgccaggctccagggaaggggctgga
```

Or give the path access to a local file containing your sequence(s) in FASTA format (FASTA format is required):

Parcourir...

Start | Clear the form

Internet

Analysis by batches of up to 50 sequences in a single run

http://imgt.cines.fr

Selection of results displays for 'Detailed view'

http://imgt.cines.fr

http://imgt.cines.fr - IMGT/V-QUEST - Microsoft Internet Explorer

Fichier Edition Affichage Favoris Outils ?

Selection of parameters for the results

Display type : HTML

Nb of nucleotides per line in alignment: 60

A. Detailed view

1. ☑ Alignment for V-GENE
2. ☑ Alignment for D-GENE
3. ☑ Alignment for J-GENE
4. ☑ Results of IMGT/JunctionAnalysis
   - ○ with full list of eligible D-GENEs
   - ◉ without list of eligible D-GENEs
5. ☐ Sequence of the JUNCTION ('nt' and 'AA')
6. ☑ V-REGION alignment according to the IMGT numbering
7. ☑ V-REGION translation
8. ☐ V-REGION mutation table
9. ☐ V-REGION mutation statistics
10. ☐ V-REGION mutation hot spots
11. IMGT Collier de Perles
    - ◉ links to IMGT Collier de Perles
    - ○ IMGT Collier de Perles (PNG format, slow)
    - ○ no IMGT Collier de Perles
12. ☐ Sequences of V-, V-J- or V-D-J- REGION ('nt' and 'AA') with gaps in FASTA
    Access to IMGT/PhyloGene for V-REGION ('nt')
13. ☐ Annotations by IMGT/Automat

B. Synthesis view

1. ☑ Alignment for V-GENEs
2. ☑ V-REGION alignment according to the IMGT numbering
3. ☑ V-REGION translation
4. ☑ V-REGION protein display
5. ☑ V-REGION protein display (with color)
6. ☑ V-REGION protein display (mutations diplayed)
7. ☑ V-REGION most frequently occurring AA
8. ☑ Results of IMGT/JunctionAnalysis

Advanced parameters

Selection of IMGT reference directory set F+ORF+ in frame P ◉ With all alleles ○ With allele *01 only

Selection of parameters for IMGT/JunctionAnalysis Nb of D-GENEs in IGH JUNCTIONs (default is 1) default

Number of accepted mutations: default in 3'V-REGION; default in D-REGION; default in 5'J-REGION

More options for Detailed view Nb of nucleotides to exclude in 5' of the V-REGION for the evaluation of the nb of mutations (in results 8 and 9)

Nb of nucleotides to add (or exclude) in 3' of the V-REGION for the evaluation of the alignment score (in result 1)

Giudicelli V. et al.

http://imgt.cines.fr - IMGT/V-QUEST - Microsoft Internet Explorer

Fichier Edition Affichage Favoris Outils ?

http://imgt.cines.fr

Selection of parameters for the results

Display type : HTML

Nb of nucleotides per line in alignment: 60

Selection of results displays for 'Synthesis view'

A. Detailed view

1. Alignment for V-GENE
2. Alignment for D-GENE
3. Alignment for J-GENE
4. Results of IMGT/JunctionAnalysis
   - with full list of eligible D-GENEs
   - without list of eligible D-GENEs
5. Sequence of the JUNCTION ('nt' and 'AA')
6. V-REGION alignment according to the IMGT numbering
7. V-REGION translation
8. V-REGION mutation table
9. V-REGION mutation statistics
10. V-REGION mutation hot spots
12. Sequences of V-, V-J- or V-D-J- REGION ('nt' and 'AA') with gaps in FASTA
    Access to IMGT/PhyloGene for V-REGION ('nt')
13. Annotations by IMGT/Automat

B. Synthesis view

1. Alignment for V-GENEs
2. V-REGION alignment according to the IMGT numbering
3. V-REGION translation
4. V-REGION protein display
5. V-REGION protein display (with color)
6. V-REGION protein display (mutations diplayed)
7. V-REGION most frequently occurring AA
8. Results of IMGT/JunctionAnalysis

Advanced parameters

Selection of IMGT reference directory set F+ORF+ in frame P — With all alleles / With allele *01 only

Selection of parameters for IMGT/JunctionAnalysis Nb of D-GENEs in IGH JUNCTIONs (default is 1) default

Number of accepted mutations: default in 3'V-REGION; default in D-REGION; default in 5'J-REGION

More options for Detailed view Nb of nucleotides to exclude in 5' of the V-REGION for the evaluation of the nb of mutations (in results 8 and 9)

Nb of nucleotides to add (or exclude) in 3' of the V-REGION for the evaluation of the alignment score (in result 1)

http://imgt.cines.fr - IMGT/V-QUEST - Microsoft Internet Explorer

Fichier Edition Affichage Favoris Outils ?

http://imgt.cines.fr

Selection of parameters for the results

Display type : HTML

Nb of nucleotides per line in alignment: 60

A. Detailed view

1. Alignment for V-GENE
2. Alignment for D-GENE
3. Alignment for J-GENE
4. Results of IMGT/JunctionAnalysis
   - with full list of eligible D-GENEs
   - without list of eligible D-GENEs
5. Sequence of the JUNCTION ('nt' and 'AA')
6. V-REGION alignment according to the IMGT numbering
7. V-REGION translation
8. V-REGION mutation table
9. V-REGION mutation statistics
10. V-REGION mutation hot spots
11. IMGT Collier de Perles
    - links to IMGT Collier de Perles
    - IMGT Collier de Perles (PNG format, slow)
    - no IMGT Collier de Perles
12. Sequences of V-, V-J- or V-D-J- REGION ('nt' and 'AA') with gaps in FASTA
    Access to IMGT/PhyloGene for V-REGION ('nt')
13. Ann

Advanced parameters

B. Synthesis view

1. Alignment for V-GENEs
2. V-REGION alignment according to the IMGT numbering
3. V-REGION translation
4. V-REGION protein display
5. V-REGION protein display (with color)
6. V-REGION protein display (mutations diplayed)
7. V-REGION most frequently occurring AA
8. Results of IMGT/JunctionAnalysis

Advanced parameters

Selection of IMGT reference directory set F+ORF+ in frame P — With all alleles / With allele *01 only

Selection of parameters for IMGT/JunctionAnalysis Nb of D-GENEs in IGH JUNCTIONs (default is 1) default

Number of accepted mutations: default in 3'V-REGION; default in D-REGION; default in 5'J-REGION

More options for Detailed view Nb of nucleotides to exclude in 5' of the V-REGION for the evaluation of the nb of mutations (in results 8 and 9)

Nb of nucleotides to add (or exclude) in 3' of the V-REGION for the evaluation of the alignment score (in result 1)

A. ‘Detailed view’: Result summary

http://imgt.cines.fr

Sequence number 1: AF184762

Sequence compared with the human IG set from the IMGT reference directory

```
>AF184762
atggagtttgggctgagctgggttttccttgttgctattttaaaaggtgtccactgtgag
gtgcagctggtggagtctgggggaggcttagtccagcctgggggatccctgaaactctcc
tgtgcagcctctgggttcaccctcagtggctcaaatgtgcactgggtccgccaggcctcc
gggaaagggctggagtgggttggccgtatcaaaaggaatgctgagtctgacgcgacagca
tatgctgcgtcgatgagaggcaggctcaccatctccagagatgattcaaagaacacggcg
tttctgcaaatgaacagcctgaaaagcgatgacacggccatgtattattgtgtgatccgg
ggagatgtttacaaccgacagtggggccagggaaccctggtcaccgtctcctcagcatcc
ccgaccagccccaaggtcttcccgctgagcctctgcagcacccagccagat
```

Automatic evaluation

Result summary:	**Productive IGH rearranged sequence** (no stop codon and in frame junction)		
V-GENE and allele	IGHV3-73*01	score = 1240	identity = **91,50%** (269/294 nt)
J-GENE and allele	IGHJ1*01 (b)	score = 179	identity = 82,69% (43/52 nt)
D-GENE and allele by IMGT/JunctionAnalysis	IGHD3-10*01	D-REGION is in reading frame 3	
[CDR1-IMGT.CDR2-IMGT.CDR3-IMGT] lengths and AA JUNCTION	[8.10.10]	CVIRGDVYNRQW	

(b) Other possibilities: IGHJ4*02 and IGHJ5*02 (highest number of consecutive identical nucleotides)

1-3. 'Detailed view': Alignments for V-, D- and J-GENE

http://imgt.cines.fr

V-GENE

1. Alignment for V-GENE and allele identification

Closest V-REGIONs (evaluated from the V-REGION first nucleotide to the 2nd-CYS codon)

	Score	Identity
Z27508 IGHV3-73*01	1240	91,50% (269/294 nt)
AB019437 IGHV3-73*02	1231	91,16% (268/294 nt)
X92206 IGHV3-72*01	1024	83,33% (245/294 nt)
X92216 IGHV3-15*01	979	81,63% (240/294 nt)
M99406 IGHV3-15*07	979	81,63% (240/294 nt)

Alignment with FR-IMGT and CDR-IMGT delimitations

```
                          <------------------------------- FR1-IMGT --------------
AF184762                  gaggtgcagctggtggagtctggggga...ggcttagtccagcctgggggatccctgaaa
Z27508 IGHV3-73*01        -------------------------...-----g-------------g---------
AB019437 IGHV3-73*02      -------------------c------...-----g-------------g---------
X92206 IGHV3-72*01        -------------------------...-----g----------a--g-------g-
X92216 IGHV3-15*01        -------------------------...-----g--aa---------g-----t-g-
M99406 IGHV3-15*07        -------------------------...-----g--aa---------g-----t-g-

                                                                          <-----
AF184762                                                                  ...gtgcac
Z27508 IGH                                                                ...a-----
AB019437 IGHV3-73*02      -------------------------t----------tgc-.........a-----
X92206 IGHV3-72*01        -------------------a------t------a-cact-c.........a--g--
X92216 IGHV3-15*01        -------------------a-----tt-----aa-g-ctgg.........a--ag-
M99406 IGHV3-15*07        -------------------t-----tt-----aa-g-ctgg.........a--a--
```

Score and nucleotide identity

D-GENE

2. Alignment for D-GENE and allele identificat

Closest D-REGIONs

	Score	Identity
X13972 IGHD3-10*01	28	72,73% (8/11 nt)
X93615 IGHD3-10*02	19	63,64% (7/11 nt)
J00256 IGHD7-27*01	14	60,00% (6/10 nt)
X97051 IGHD3-16*02	13	62,50% (5/8 nt)
X93614 IGHD3-16*01	10	54,55% (6/11 nt)

Alignment

```
AF184762                  gtgatccgggg
X13972 IGHD3-10*01        a--g-t-----agttattataac
X93615 IGHD3-10*02        a--t--g---agttattataac
J00256 IGHD7-27*01        .ct-a-t----a
X97051 IGHD3-16*02        --t--a-c
X93614 IGHD3-16*01        ac-t-tg----agttatgctt
```

J-GENE

3. Alignment for J-GENE and allele identification

Closest J-REGIONs

	Score	Identity
J00256 IGHJ1*01	179	82,69% (43/52 nt)
X86355 IGHJ4*02	150	79,17% (38/48 nt)
J00256 IGHJ4*01	141	77,08% (37/48 nt)
X86355 IGHJ5*02	138	74,51% (38/51 nt)
M25625 IGHJ4*03	132	75,00% (36/48 nt)

Note that the highest number of consecutive identical nucleotides has been found in the alignment with IG

Alignment

```
AF184762                  gtgatccggggagatgtttacaaccgacagtggggccagggaaccctggtcaccgtctcc
J00256 IGHJ1*01           ............-c--aa---tt--ag--c-----------c------------------
X86355 IGHJ4*02           ................ac---tttgact-c-----------------------------
J00256 IGHJ4*01           ................ac---tttgact-c--------a---------------------
X86355 IGHJ5*02           .............-caac-ggtt-gac-cc-----------------------------
M25625 IGHJ4*03           ................gc---tttgact-c--------a--g------------------
```

Junctions of the V-DOMAINs

http://imgt.cines.fr

VH V-KAPPA

V-D-J junction V-J junction

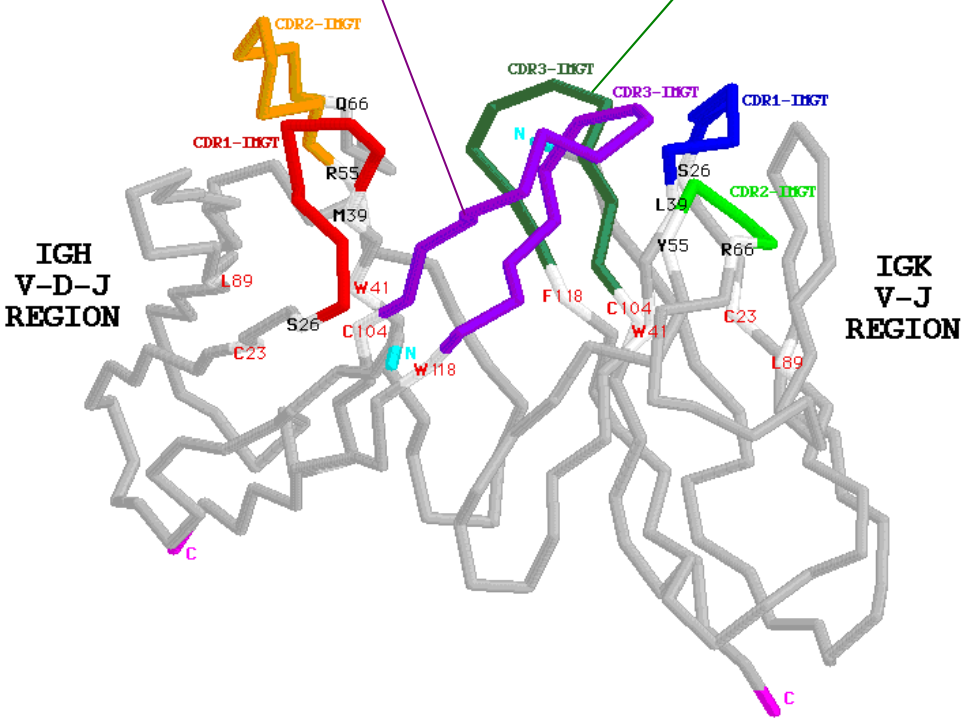

Side view

VH V-KAPPA

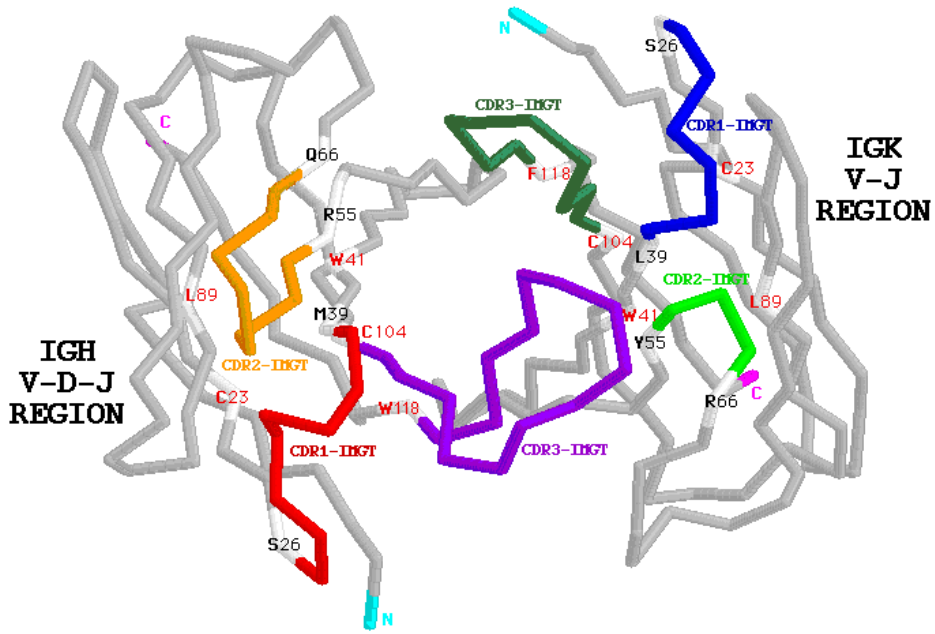

View from above

Mouse (Mus musculus) E5.2Fv

CDR3-IMGT= Complementarity determining region (105-117)

V-J junction (104-118)

V-D-J junction (104-118)

Generation of the JUNCTION diversity

http://imgt.cines.fr

3'V-REGION	N-REGION	D-REGION	N-REGION	5'J-REGION
tgtgcgaaa ga	tacc	agcatattgtg gtggtactgctat tcc	gatt	acaactggttcg actcc**tgg**

JUNCTION

C	**A**	**P**	**Y**	**R**	**G**	**D**	**T**	**Y**	**D**	**Y**	**S**	**W**
tgt	gcg	cca	tac	cgg	ggt	gac	act	tat	gat	tac	tcc	tgg

THANK YOU
for using IMGT/JunctionAnalysis

THE
INTERNATIONAL
IMMUNOGENETICS
INFORMATION SYSTEM®

http://imgt.cines.fr

Analysis of the JUNCTIONs

```
   Input   V name        V-REGION          N1                  D-REGION                N2

#1 M62724  IGHV7-4-1*02 tgtgcgagaga      aga            .tagcaatggctacaa....          aata
#2 Z47269  IGHV1-69*06  tgtgcgagag.  gggggggctaagg ....tcgaatttttggagtggtt........ tcatgggt

   Input                J-REGION    J name       D name Vmut Dmut Jmut    Ngc

#1 M62724     .....tttgactactgg IGHJ4*02 IGHD5-24*01  0    2    0     1/7
#2 Z47269 ...actggttcgacccctgg IGHJ5*02  IGHD3-3*02  0    2    0   13/20
```

Translation of the JUNCTIONs

```
                105     107     109     111   111.2   112.4   112.2     112     114     116     118        CDR3-IMGT
            104     106     108     110   111.1   111.3   112.3   112.1     113     115     117      frame  length

             C   A   R   E   D   S   N   G                                 Y   K   I   F   D   Y   W
#1 M62724  tgt gcg aga gaa gat agc aat ggc                               tac aaa ata ttt gac tac tgg    +      13
             C   A   R   G   G   A   K   V   F   F   L   F   W   F   H   G   Y   W   F   D   P   W
#2 Z47269  tgt gcg aga ggg ggg gct aag gtc gaa ttt ttg gag tgg ttt cat ggg tac tgg ttc gac ccc tgg    +      20
```

-> IMGT/JunctionAnalysis Search page
-> IMGT/JunctionAnalysis Documentation

Yousfi Monod et al. Bioinformatics, 20, I379-I385 (2004)

IMGT/JunctionAnalysis - Mozilla Firefox

Fichier Edition Affichage Aller à Marque-pages Outils ?

http://imgt.cines.fr/cgi-bin/IMGTjcta.jv?livret=0

Citing IMGT/JunctionAnalysis: Yousfi Monod, M. et al. Bioinformatics 2004, 20 Supplement 1:I379-I385 PMID: 15262823

IMGT/JunctionAnalysis Search page

Species :

Homo sapiens

Locus :

- (•) IGH
- ( ) IGK
- ( ) IGL
- ( ) TRA
- ( ) TRB
- ( ) TRG
- ( ) TRD

Sequences

(•) Type (or copy/paste) required information and nucleotide sequences into the box below :

```
>M62724, IGHV7-4-1*02, IGHJ4*02
TGT GCG AGA GAA GAT AGC AAT GGC TAC AAA ATA TTT GAC TAC TGG
>Z47269, IGHV1-69*06, IGHJ5*02
TGT GCG AGA GGG GGG GCT AAG GTC GAA TTT TTG GAG TGG TTT CAT GGG TAC TGG
TTC GAC CCC TGG
```

( ) Or give the path access to a local file containing your sequences :

Parcourir...

Start Clear the form

http://imgt.cines.fr

Yousfi Monod et al. Bioinformatics, 20, I379-I385 (2004)

IMGT/JunctionAnalysis - Mozilla Firefox

Fichier Edition Affichage Aller à Marque-pages Outils ?

http://imgt.cines.fr/cgi-bin/IMGTjcta.jv

THANK YOU
for using IMGT/JunctionAnalysis

THE
INTERNATIONAL
IMMUNOGENETICS
INFORMATION SYSTEM®

Im Muno Gene Tics Information system®

http://imgt.cines.fr

Analysis of the JUNCTIONs

```
   Input  V name       V-REGION         N1                  D-REGION                N2                J-REGION   J name

#1 M62724 IGHV7-4-1*02 tgtgcgagaga      aga           .tagcaatggctacaa....         aata      .....tttgactactgg IGHJ4*02
#2 Z47269 IGHV1-69*06  tgtgcgaga   gggggggctaagg ....tcgaatttttggagtggtt........ tcatgggt ...actggttcgacccctgg IGHJ5*02

   Input        D name Vmut Dmut Jmut   Ngc

#1 M62724 IGHD5-24*01  0    2    0     1/7
#2 Z47269  IGHD3-3*02  0    2    0    14/21
```

Translation of the JUNCTIONs

```
              105     107     109     111   111.2   112.4   112.2     112     114     116     118        CDR3-IMGT
          104     106     108     110   111.1   111.3   112.3   112.1     113     115     117      frame  length

           C   A   R   E   D   S   N   G                                Y   K   I   F   D   Y   W
#1 M62724 tgt gcg aga gaa gat agc aat ggc                              tac aaa ata ttt gac tac tgg    +      13
           C   A   R   G   G   A   K   V   E   F   L   E   W   F   H   G   Y   W   F   D   P   W
#2 Z47269 tgt gcg aga ggg ggg gct aag gtc gaa ttt ttg gag tgg ttt cat ggg tac tgg ttc gac ccc tgg    +      20
```

Yousfi Monod et al. Bioinformatics, 20, I379-I385 (2004)

IMGT/JunctionAnalysis - Mozilla Firefox

Fichier Edition Affichage Aller à Marque-pages Outils ?

http://imgt.cines.fr

IMGT/JunctionAnalysis Results

Locus IGH
Species Homo sapiens
IMGTrepertoire link Locus representation

Maximum number of mutations :
V-REGION : 2; D-REGION : 4; J-REGION : 2
Deletion criterium : Using patterns
Best D gene choice for a same score : Less mutations

Description of the JUNCTIONs

Click on mutated (underscored) nucleotid to see the original one: c

	Input	V name	V-REGION	P	N1	D-REGION	N2	P	J-REGION	J name	D name	Vmut	Dmut	Jmut	Ngc
#1	Z70256	IGHV2-26*01	tgtgtacg.....		tgttgt	.....gcagcgcctggtac	ccaaatatc		...actttgaccactgg	IGHJ4*02	IGHD6-13*01	1	2	1	5/15
#2	Z70257	IGHV3-7*02	tgtgcgag.		ggatgg	.....cagctcttatgcc	cgccc		ctactggtacttcgatctctgg	IGHJ2*01	IGHD2-2*01	0	2	0	9/11
#3	Z70606	IGHV4-31*03	tgtgcgagag.		c	.gactacg.....	cact		..atgcttttgatgtctgg	IGHJ3*01	IGHD4-17*01	0	0	0	3/5
#4	Z70608	IGHV4-39*05	tgtgc.		cagagta	.....acgatttttggagtggttatt.....	ccccggggga		..atgcttttgatatctgg	IGHJ3*02	IGHD3-3*01	0	0	0	12/17
#5	Z70610	IGHV4-34*09	tgtgcgagag.		tcgggag	.....cgatttttggagtggttatt.....	cccga	ca	tgatgcttttgatatctgg	IGHJ3*02	IGHD3-3*01	0	0	0	9/12
#6	Z70611	IGHV4-59*01	tgtgcgaga..		ca	.....tggtaactataa.	tgccggcgttg		...actggttcgacccctgg	IGHJ5*02	IGHD3-9*01	0	2	0	9/13
#7	Z70613	IGHV4-59*01	tgtgcgagag.			.....cagcagctggtac	ctccct		....ctttgactactgg	IGHJ4*02	IGHD6-13*01	0	0	0	4/6
#8	Z70614	IGHV4-59*01	tgtgcgaga..		cactataa	.....ttcggggacttat.....	cccctc		.....gactactgg	IGHJ4*02	IGHD3-16*01	0	2	0	7/14
#9	Z70615	IGHV4-59*01	tgtgcgagag.		ggctg	gtaaagaggg.....	tttcggaa		.tactggtacttcgatctctgg	IGHJ2*01	IGHD5-24*01	0	2	0	7/13
#10	Z70616	IGHV4-34*01	tgtgcgagag.		cgg	.....gtttggg.....	ttccc		...actggttcgacccctgg	IGHJ5*02	IGHD3-16*01	0	0	0	6/8
#11	Z70620	IGHV4-30-4*01	tgtgcgagaga		cc	.....ggggcgggatggtt.....	cgg		.gatgcttttgatatctgg	IGHJ3*02	IGHD3-16*01	1	4	0	5/5
#12	Z70621	IGHV4-39*01	tgtgcgagaca		ccacgatttatgg	.....ttcggggagtt.....	tgaccccc		.....ttgactactgg	IGHJ4*02	IGHD3-16*01	0	1	0	12/21
#13	Z70622	IGHV4-39*06	tgtgcgagaga	t	tgccccgctcctgccaaaat	gtattactatggttcgggga.....	tatgtacg		.....tttgactactgg	IGHJ4*03	IGHD3-10*01	0	0	0	15/28

Yousfi Monod et al. Bioinformatics, 20, I379-I385 (2004)

The eleven IMGT amino acid classes according to the physico-chemical properties

http://imgt.cines.fr

'Volume' classes		'Hydropathy' classes										
	in Å^3	Hydrophobic				Neutral				Hydrophilic		
Very large	189-228	F			W			Y				
Large	162-174	I		L	M					K	R	
Medium	138-154	V							H		E	Q
Small	108-117				C	P	T				D	N
Very small	60-90	A				G	S					
		Aliphatic			Sulfur		Hydroxyl		Basic		Acidic	Amide
							Uncharged		Charged			Uncharged
		Nonpolar					Polar					

Pommié et al. J. Mol Recognit. ***17****, 17-32, 2004*

4. ‘Detailed view’: Results of IMGT/JunctionAnalysis

http://imgt.cines.fr

4. Results of IMGT/JunctionAnalysis

Maximum number of accepted mutations in: 3'V-REGION = 2, D-REGION = 4, 5'J-REGION = 2

Analysis of the JUNCTION

D-REGION is in reading frame 3.

Click on mutated (underlined) nucleotide to see the original one:

Input	V name	3'V-REGION	N1	D-REGION	N2	5'J-REGION	J name	D name	Vmut	Dmut	Jmut	Ngc
AF184762	IGHV3-73*01	tgt.....	g	.....tgatccggggagatgtt.....	tacaaccga	.....cagtgg	IGHJ1*01	IGHD3-10*01	0	4	1	5/10

Translation of the JUNCTION

Click on mutated (underlined) amino acid to see the original one:

	104	105	106	107	108	109	113	114	115	116	117	118	Frame	CDR3-IMGT length	Molecular mass	pI
	C	V	I	R	G	D	V	Y	N	R	Q	W				
AF184762	tgt	gtg	atc	cgg	gga	gat	gtt	tac	aac	cga	cag	tgg	+	10	1,508.72	9.24

5. ‘Detailed view’: Sequence of the JUNCTION (‘nt’ and ‘AA’)

5. Sequence of the JUNCTION ('nt' and 'AA')

```
104 105 106 107 108 109 113 114 115 116 117 118
 C   V   I   R   G   D   V   Y   N   R   Q   W
tgt gtg atc cgg gga gat gtt tac aac cga cag tgg
```

IMGT/JunctionAnalysis - Mozilla Firefox

Fichier Edition Affichage Aller à Marque-pages Outils ?

JUNCTION alignments

http://imgt.cines.fr

Click on mutated (underscored) amino acid to see the original one:

		104	105	106	107	108	109	110	111	111.1	111.2	111.3	111.4	112.5	112.4	112.3	112.2	112.1	112	113	114	115	116	117	118	Frame	CDR3-IMGT length	Molecular mass
		C	V	R	V	V	Q	R	L	V								P	K	Y	H	F	D	H	W			
#1	Z70256	tgt	gta	cgt	gtt	gtg	cag	cgc	ctg	gta	...	...	...	...	...	...	...	ccc	aaa	tat	cac	ttt	gac	cac	tgg	+	15	2,438.76
		C	A	R	D	G	S	S	Y	A							R	P	Y	W	Y	F	D	L	W			
#2	Z70257	tgt	gcg	agg	gat	ggc	agc	tct	tat	gcc	...	...	...	...	...	...	cgc	ccc	tac	tgg	tac	ttc	gat	ctc	tgg	+	16	2,256.49
		C	A	R	A	T	T	H												Y	A	F	D	V	W			
#3	Z70606	tgt	gcg	aga	gcg	act	acg	cac	...	...	...	...	...	...	...	...	...	...	...	tat	gct	ttt	gat	gtc	tgg	+	11	1,604.77
		C	A	R	V	T	I	F	G	V	V					I	P	R	G	N	A	F	D	I	W			
#4	Z70608	tgt	gcc	aga	gta	acg	att	ttt	gga	gtg	gtt	...	...	...	...	att	ccc	cgg	ggg	aat	gct	ttt	gat	atc	tgg	+	18	2,426.78
		C	A	R	V	G	S	D	F	W	S	G				Y	S	R	H	D	A	F	D	I	W			
#5	Z70610	tgt	gcg	aga	gtc	ggg	agc	gat	ttt	tgg	agt	ggt	...	...	...	tat	tcc	cga	cat	gat	gct	ttt	gat	atc	tgg	+	19	2,539.73
		C	A	R	H	G	N	Y	N	A								G	V	D	W	F	D	P	W			
#6	Z70611	tgt	gcg	aga	cat	ggt	aac	tat	aat	gcc	...	...	...	...	...	...	...	ggc	gtt	gac	tgg	ttc	gac	ccc	tgg	+	15	2,072.21
		C	A	R	A	A	A	G											T	S	L	F	D	Y	W			
#7	Z70613	tgt	gcg	aga	gca	gca	gct	ggt	...	...	...	...	...	...	...	...	...	...	acc	tcc	ctc	ttt	gac	tac	tgg	+	12	1,531.71
		C	A	R	H	Y	N	S	G										T	Y	P	L	D	Y	W			
#8	Z70614	tgt	gcg	aga	cac	tat	aat	tcg	ggg	...	...	...	...	...	...	...	...	...	act	tat	ccc	ctc	gac	tac	tgg	+	13	1,846.01
		C	A	R	G	L	V	K	R	V							S	E	Y	W	Y	F	D	L	W			
#9	Z70615	tgt	gcg	aga	ggg	ctg	gta	aag	agg	gtt	...	...	...	...	...	...	tcg	gaa	tac	tgg	tac	ttc	gat	ctc	tgg	+	16	2,419.75
		C	A	R	A	G	L	G											S	H	W	F	D	P	W			
#10	Z70616	tgt	gcg	aga	gcg	ggt	ttg	ggt	...	...	...	...	...	...	...	...	...	...	tcc	cac	tgg	ttc	gac	ccc	tgg	+	12	1,602.8
		C	A	R	D	R	G	G	M									V	R	D	A	F	D	I	W			
#11	Z70620	tgt	gcg	aga	gac	cgg	ggc	ggg	atg	...	...	...	...	...	...	...	...	gtt	cgg	gat	gct	ttt	gat	atc	tgg	+	14	1,932.17
		C	A	R	H	H	D	L	W	F							G	E	F	D	P	L	D	Y	W			
#12	Z70621	tgt	gcg	aga	cac	cac	gat	tta	tgg	ttc	...	...	...	...	...	...	ggg	gag	ttt	gac	ccc	ctt	gac	tac	tgg	+	16	2,307.53
		C	A	R	D	C	P	A	P	A	K	M	Y	Y	Y	G	S	G	I	C	T	F	D	Y	W			

Terminé

6. ‘Detailed view’: V-REGION alignment

http://imgt.cines.fr

6. V-REGION alignment according to the IMGT unique numbering

```
                                <------------------------------------------  FR1 - IMGT
                                1               5                   10                  15
AF184762                        gag gtg cag ctg gtg gag tct ggg gga ... ggc tta gtc cag cct
Z27508 IGHV3-73*01              --- --- --- --- --- --- --- --- --- ... --- --g --- --- ---
AB019437 IGHV3-73*02            --- --- --- --- --- --- --c --- --- ... --- --g --- --- ---
X92206 IGHV3-72*01              --- --- --- --- --- --- --- --- --- ... --- --g --- --- ---
X92216 IGHV3-15*01              --- --- --- --- --- --- --- --- --- ... --- --g --a a-- ---
M99406 IGHV3-15*07              --- --- --- --- --- --- --- --- --- ... --- --g --a a-- ---

                                ------------------------------------------> ______________
                                                20                  25                  30
AF184762                        ggg gga tcc ctg aaa ctc tcc tgt gca gcc tct ggg ttc acc ctc
Z27508 IGHV3-73*01              --- --g --- --- --- --- --- --- --- --- --- --- --- --- t--
AB019437 IGHV3-73*02            --- --g --- --- --- --- --- --- --- --- --- --- --- --- t--
X92206 IGHV3-72*01              --a --g --- --- -g- --- --- --- --- --- --- --a --- --- t--
X92216 IGHV3-15*01              --- --g --- --t -g- --- --- --- --- --- --- --a --- --t t--
M99406 IGHV3-15*07              --- --g --- --t -g- --- --- --- --- --- --- --t --- --t t--
```

7. ‘Detailed view’: V-REGION translation

7. V-REGION translation

```
                                <------------------------------------------  FR1 - IMGT
                                1               5                   10                  15
                                 E   V   Q   L   V   E   S   G   G       G   L   V   Q   P
AF184762                        gag gtg cag ctg gtg gag tct ggg gga ... ggc tta gtc cag cct

Z27508 IGHV3-73*01              --- --- --- --- --- --- --- --- --- ... --- --g --- --- ---

                                ------------------------------------------> ______________
                                                20                  25                  30
                                 G   G   S   L   K   L   S   C   A   A   S   G   F   T   L
AF184762                        ggg gga tcc ctg aaa ctc tcc tgt gca gcc tct ggg ttc acc ctc
                                                                                         F
Z27508 IGHV3-73*01              --- --g --- --- --- --- --- --- --- --- --- --- --- --- t--
```

8-10. ‘Detailed view’: mutation analysis

http://imgt.cines.fr

8. V-REGION mutation table

FR1-IMGT	CDR1-IMGT	FR2-IMGT	CDR2-IMGT	FR3-IMGT	CDR3-IMGT
g36>a	t88>c, F30>L (+ - -)	a115>g, M39>V (+ - -)	t168>c	g211>a, V71>M (+ - -)	a313>g, T105>V (- - -)
g51>a	t99>a	t135>c	g170>a, R57>K (+ + +)	a215>g, K72>R (+ + +)	c314>t, T105>V (- - -)
	g100>a, A34>N (- - -)		c174>g, S58>R (- - -)	t226>c, F76>L (+ - -)	t315>g, T105>V (- - -)
	c101>a, A34>N (- - -)		a177>t, K59>N (+ - -)	a263>t, Y88>F (- + -)	g317>t, R106>I (- + -)
			a181>g, N61>E (+ - -)	c287>g, T96>S (+ - +)	a318>c, R106>I (- + -)
			c183>g, N61>E (+ - -)	g291>t, E97>D (+ - +)	
			a184>t	g301>a, V101>M (+ - -)	
			g185>c	c309>t	
			t187>g, Y63>D (- - -)		

8-10. 'Detailed view': mutation analysis

http://imgt.cines.fr

9. V-REGION mutation statistics

Nucleotides

IMGT Label		V-REGION	FR1-IMGT	CDR1-IMGT	FR2-IMGT	CDR2-IMGT	FR3-IMGT	CDR3-IMGT
Total nucleotides with gaps		312 (318)	78	36	51	30	117	0 (6)
Mutations	Total	25 (30)	2	4	2	9	8	0 (5)
	Silent	8	2	1	1	3	1	0
	Non silent	17 (22)	0	3	1	6	7	0 (5)
Transitions	a>g	3 (4)	0	0	1	1	1	0 (1)
	g>a	6	2	1				
	c>t	1 (2)	0	0				
	t>c	4	0	1				
Transversions	a>c	0 (1)	0	0				
	c>a	1	0	1				
	a>t	3	0	0				
	t>a	1	0	1				
	g>c	1	0	0				
	c>g	3	0	0				
	g>t	1 (2)	0	0				
	t>g	1 (2)	0	0				

Amino acids

IMGT labels			V-REGION	FR1-IMGT	CDR1-IMGT	FR2-IMGT	CDR2-IMGT	FR3-IMGT	CDR3-IMGT
Total amino acids (AA) with gaps			104 (106)	26	12	17	10	39	0 (2)
Identical AA			89	26	10	16	5	32	0
AA changes	Total		15 (17)	0	2	1	5	7	0 (2)
	Conserved IMGT AA classes (hydropathy, volume, chemical)	(- - -)	3 (4)	0	1	0	2	0	0 (1)
		(+ + +)	2	0	0	0	1	1	0
		(+ - -)	7	0	1	1	2	3	0
		(- + -)	1 (2)	0	0	0	0	1	0 (1)
		(- - +)	0	0	0	0	0	0	0
		(+ + -)	0	0	0	0	0	0	0
		(+ - +)	2	0	0	0	0	2	0

8-10. ‘Detailed view’: mutation analysis

10. Mutation hot spots (in germline V-REGION)

(a/t)a
wa

Motif	Positions
aa	58-59 (FR1)
aa	142-143 (FR2)
ta	165-166 (FR2-CDR2)
ta	168-169 (CDR2)
aa	171-172 (CDR2)
aa	175-176 (CDR2)
ta	180-181 (CDR2)
ta	187-188 (CDR2)
ta	199-200 (FR3)
aa	214-215 (FR3)
aa	249-250 (FR3)
aa	253-254 (FR3)
ta	262-263 (FR3)
aa	269-270 (FR3)
aa	274-275 (FR3)
aa	283-284 (FR3)
aa	285-286 (FR3)
ta	304-305 (FR3)
ta	307-308 (FR3)
ta	312-313 (FR3)
ta	315-316 (CDR3)

(a/g)g(c/t)(a/t)
rgyw

Motif	Positions
agct	8-11 (FR1)
ggct	31-34 (FR1)
ggtt	80-83 (CDR1)
ggct	94-97 (CDR1)
ggct	132-135 (FR2)
ggct	146-149 (FR2)
ggtt	156-159 (FR2)
agca	172-175 (CDR2)
agct	177-180 (CDR2)
agtt	184-187 (CDR2)
agca	195-198 (CDR2)
ggca	220-223 (FR3)
ggtt	224-227 (FR3)

(a/t)(a/g)c(c/t)
wrcy

Motif	Positions
agct	8-11 (FR1)
agcc	41-44 (FR1)
aact	59-62 (FR1)
agcc	72-75 (FR1)
tgct	99-102 (CDR1)
agct	177-180 (CDR2)
tgct	201-204 (FR3)
agcc	277-280 (FR3)
aacc	285-288 (FR3)
tact	307-310 (FR3)
tact	312-315 (FR3)

t(a/t)
tw

Motif	Positions
tt	34-35 (FR1)
tt	82-83 (CDR1)
tt	88-89 (CDR1)
tt	135-136 (FR2)
tt	158-159 (FR2)
ta	165-166 (FR2-CDR2)
tt	167-168 (CDR2)
ta	180-181 (CDR2)
tt	186-187 (CDR2)
ta	199-200 (FR3)
tt	226-227 (FR3)
tt	246-247 (FR3)
ta	262-263 (FR3)
ta	304-305 (FR3)
tt	306-307 (FR3)
ta	312-313 (FR3)
ta	315-316 (CDR3)

11. IMGT Collier de Perles

http://imgt.cines.fr

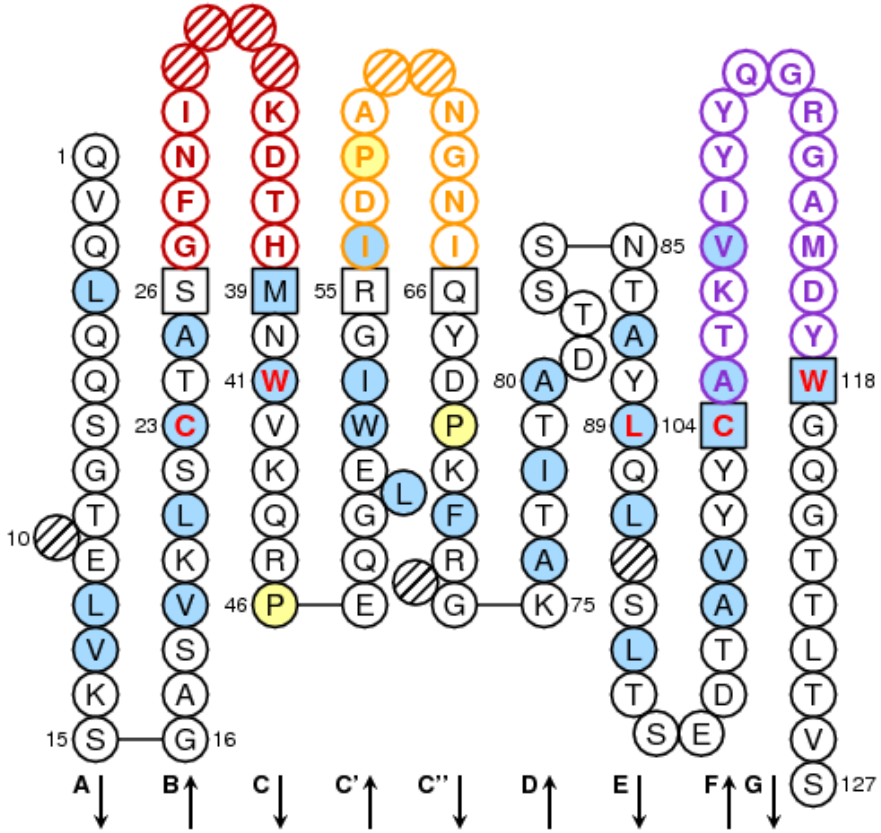

IMGT unique numbering rules

- maintain conserved AA, and therefore codons, at the same positions
- standardize the delimitations of FR-IMGT and CDR-IMGT

CDR-IMGT lengths are in themselves a crucial information.

[8.8.15]

Standardized description of the V-DOMAIN, whatever the antigen receptor, the chain type and the species.

13. ‘Detailed view’: Annotation by IMGT/Automat

http://imgt.cines.fr

13. Annotations by IMGT/Automat

```
        Label              Location/Qualifiers
V-D-J-REGION               58..415
                           /Nucleotide sequence
                           gaggtgcagctggtggagtctgggggaggcttagtccagcctgggggatccctgaaactc
                           tcctgtgcagcctctgggttcaccctcagtggctcaaatgtgcactgggtccgccaggcc
                           tccgggaaagggctggagtgggttggccgtatcaaaaggaatgctgagtctgacgcgaca
                           gcatatgctgcgtcgatgagaggcaggctcaccatctccagagatgattcaaagaacacg
                           gcgtttctgcaaatgaacagcctgaaaagcgatgacacggccatgtattattgtgtgatc
                           cggggagatgtttacaaccgacagtggggccagggaaccctggtcaccgtctcctcag
                           /Translation
                           EVQLVESGGGLVQPGGSLKLSCAASGFTLSGSNVHWVRQASGKGLEWVGRIKRNAESDAT
                           AYAASMRGRLTISRDDSKNTAFLQMNSLKSDDTAMYYCVIRGDVYNRQWGQGTLVTVSS
V-REGION                   58..351
                           /allele="IGHV3-73*01"
                           /CDR_length="[8.10.10]"
                           /gene="IGHV3-73"
                           /Nucleotide sequence
                           gaggtgcagctggtggagtctgggggaggcttagtccagcctgggggatccctgaaactc
                           tcctgtgcagcctctgggttcaccctcagtggctcaaatgtgcactgggtccgccaggcc
                           tccgggaaagggctggagtgggttggccgtatcaaaaggaatgctgagtctgacgcgaca
                           gcatatgctgcgtcgatgagaggcaggctcaccatctccagagatgattcaaagaacacg
                           gcgtttctgcaaatgaacagcctgaaaagcgatgacacggccatgtattattgt
                           /Translation
                           EVQLVESGGGLVQPGGSLKLSCAASGFTLSGSNVHWVRQASGKGLEWVGRIKRNAESDAT
                           AYAASMRGRLTISRDDSKNTAFLQMNSLKSDDTAMYYC
FR1-IMGT                   58..132
                           /AA_IMGT="AA 1 to 26, AA 10 is missing"
                           /Nucleotide sequence
                           gaggtgcagctggtggagtctgggggaggcttagtccagcctgggggatccctgaaactc
                           tcctgtgcagcctct
                           /Translation
                           EVQLVESGGGLVQPGGSLKLSCAAS
1st-CYS                    121..123
                           /Nucleotide sequence
                           tgt
                           /Translation
                           C
CDR1-IMGT                  133..156
                           /AA_IMGT="AA 27 to 34"
                           /Nucleotide sequence
                           gggttcaccctcagtggctcaaat
                           /Translation
                           GFTLSGSN
FR2-IMGT                   157..207
                           /AA_IMGT="AA 39 to 55"
                           /Nucleotide sequence
                           gtgcactgggtccgccaggcctccgggaaagggctggagtgggttggccgt
                           /Translation
                           VHWVRQASGKGLEWVGR
CONSERVED-TRP              163..165
                           /Nucleotide sequence
                           tgg
                           /Translation
                           W
```

IMGT/V-QUEST provides a full automatic annotation of the V-J-REGION or V-D-J-REGION.


Im
Muno
Gene
Tics
Information
system®
http://imgt.cines.fr