

# Nomenclature of the Human Immunoglobulin Heavy (IGH) Genes

Marie-Paule Lefranc

Chairperson, IMGT Nomenclature Committee, CNRS, Université Montpellier II, Montpellier, France

## Key Words

Human · IMGT · Immunoglobulin · Heavy chain genes · Orphans

## Abstract

'Nomenclature of the Human Immunoglobulin Heavy (IGH) Genes', the 16th report of the 'IMGT Locus in Focus' section, provides the first complete list of all the human IGH genes. The total number of human IGH genes per haploid genome is 170–176 (206–212 genes, if the orphans and the processed gene are included), of which 77–84 genes are functional. IMGT/Human Genome Organization (HUGO) gene names and definitions of the human IGH genes on chromosome 14q32.33, processed gene on chromosome 9 and IGH orphans on chromosomes 15 and 16 are provided with the gene functionality and the number of alleles, according to the rules of the IMGT Scientific chart, with the accession numbers of the IMGT reference sequences and with the accession ID of the Genome

Database GDB and NCBI LocusLink databases, in which all the IMGT human IGH genes have been entered. The tables are available at the IMGT Marie-Paule page of **IMGT**, the international ImMunoGeneTics database (<http://imgt.cines.fr:8104>) created by Marie-Paule Lefranc, Université Montpellier II, CNRS, France.

Copyright © 2001 S. Karger AG, Basel

## Introduction

'Nomenclature of the Human Immunoglobulin Heavy (IGH) Genes' is the 16th report of the 'IMGT Locus in Focus' section launched in the April 1998 issue of *Experimental and Clinical Immunogenetics* [1–16]. This report comprises two tables and three figures entitled, respectively: (1) 'Complete list of the human IGH genes on chromosome 14 at 14q32.33'; (2) 'Human IGH processed gene on chromosome 9 and IGH orphans on chromosomes 15 and 16'; (3) 'Chromosom-

## KARGER

Fax +41 61 306 12 34  
E-Mail [karger@karger.ch](mailto:karger@karger.ch)  
[www.karger.com](http://www.karger.com)

© 2001 S. Karger AG, Basel  
0254-9670/01/0182-0100\$17.50/0

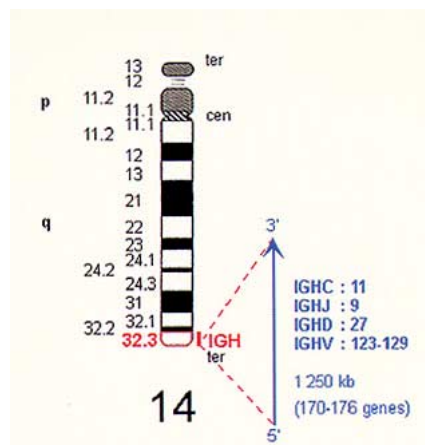
Accessible online at:  
[www.karger.com/journals/eci](http://www.karger.com/journals/eci)

Prof. Marie-Paule Lefranc, IMGT  
Laboratoire d'ImmunoGénétique Moléculaire, LIGM, UPR CNRS 1142  
IGH, 141 rue de la Cardonille, F-34396 Montpellier Cedex 5 (France)  
Tel. +33 4 99 61 99 65, Fax +33 4 99 61 99 01  
E-Mail [lefranc@ligm.igh.cnrs.fr](mailto:lefranc@ligm.igh.cnrs.fr), IMGT <http://imgt.cines.fr:8104>

al localization of the human IGH locus at 14q32.33'; (4) 'Representation of the human IGH locus at 14q32.33', and (5) 'The "CLASSIFICATION" concept of the IMGT-ONTOLOGY exemplified for the IGHV genes'. The tables provide the first complete list of all the human IGH genes. The total number of human IGH genes per haploid genome is 170–176 (206–212 genes, if the orphans and the processed gene are included), of which 77–84 genes are functional. IMGT/Human Genome Organization (HUGO) gene names and definitions of the human IGH genes on chromosome 14q32.33, processed gene on chromosome 9 and IGH orphans on chromosomes 15 and 16 are provided with the gene functionality and the number of alleles, according to the rules of the IMGT Scientific chart, with the accession numbers of the IMGT reference sequences and with the accession ID of the Genome Database GDB and NCBI LocusLink databases, in which all the IMGT human IGH genes have been entered. Detailed references for individual IGHV, IGHD, IGHI and IGHC genes are available in other reports [5–7, 17]. These tables and figures are available at the IMGT Marie-Paule page of IMGT, the international ImMunoGeneTics database (<http://imgt.cines.fr:8104>) created by Marie-Paule Lefranc, Université Montpellier II, CNRS, Montpellier, France [18–20].

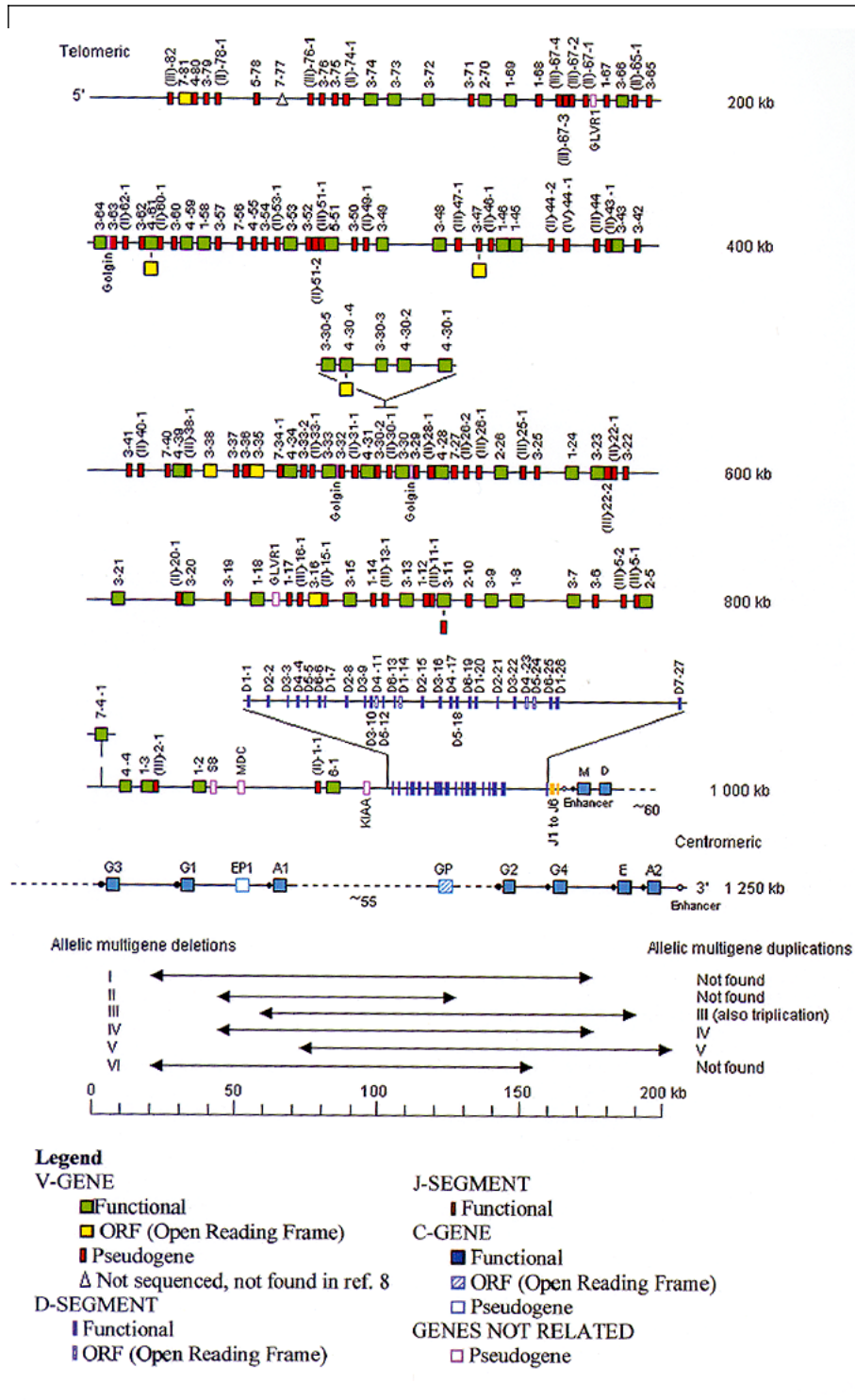
### Human IGH Locus at 14q32.33

The human IGH locus is located on chromosome 14 [21] at band 14q32.33, at the telomeric extremity of the long arm [22, 23] (fig. 1). The orientation of the locus has been determined by analysis of translocations involving the IGH locus in leukemia and lymphoma.



**Fig. 1.** Chromosomal localization of the human IGH locus at 14q32.33. The vertical line indicates the localization of the IGH locus at 14q32.33. The arrow indicates the orientation 5' → 3' of the locus, and the gene group order in the locus. The arrow is proportional to the size of the locus, indicated in kilobases (kb). The total number of genes in the locus is shown between parentheses. Seven unmapped IGHV genes which have a provisional designation are not included in this figure. The number of functional genes defines the potential IGH repertoire, which comprises 76–84 genes (38–46 IGHV, 23 IGHD, 6 IGHI and, in the most frequent haplotype, 9 IGHC) per haploid genome.

**Fig. 2.** Representation of the human IGH locus at 14q32.33. The boxes representing the genes are not to scale. Exons are not shown. SWITCH sequences are represented by a shaded circle upstream of the IGHC genes. The 7 unmapped IGHV genes which correspond to insertion/deletion polymorphisms but which have not yet been precisely located are not shown. Pseudogenes which could not be assigned to subgroups with functional genes are designated by a Roman numeral between parentheses, corresponding to the clans, followed by a hyphen and a number for the localization from 3' to 5' in the locus. All these pseudogenes have truncations. Horizontal arrows indicate the extent of the allelic IGHC multigene deletions [36, 37, 50–55] or duplications [56–59] described in healthy individuals. I to VI refer to the type of deletion [for a review, see ref. 55], duplication or triplication, defined by the deleted, duplicated or triplicated genes. Example: deletion I (del G1-EP1-A1-GP-G2-G4).



**Fig. 2.**  
For legend see  
p. 101.

**Table 1.** Complete list of the human IGH genes on chromosome 14 at 14q32.33

IGHV gene nomenclature: IGHV genes are designated by a number for the subgroup, followed by a hyphen and a number for the localization from 3' to 5' in the locus. Seven genes which have been described as insertion/deletion polymorphisms but which have not been precisely located are designated by a number for the subgroup, followed by a hyphen and a small letter. IGHV1-c, IGHV1-f, IGHV3-d, IGHV3-g, IGHV3-h, IGHV4-b, IGHV5-a. A putative gene IGHV7-77 was not found by Matsuda et al., 1998. These genes are not counted in the potential repertoire [5, 17] and have a provisional designation.

Pseudogenes which could not be assigned to subgroups with functional genes are designated by a Roman numeral between parentheses, corresponding to the clans, followed by a hyphen and a number for the localization from 3' to 5' in the locus. All these pseudogenes have truncations.

Clans comprise, respectively:

- clan I: IGHV1, IGHV5 and IGHV7 subgroup genes

- clan II: IGHV2, IGHV4 and IGHV6 subgroup genes, and pseudogenes IGHV(II)

- clan III: IGHV3 subgroup genes, and pseudogenes IGHV(III)

- clan IV: one pseudogene IGHV(IV)-44

An asterisk (\*) indicates allelic polymorphisms by insertion/deletion which concern:

- a 50 kb insertion of 5 genes (3-30-5, 4-30-4, 3-30-3, 4-30-2, 4-30-1) observed in 45% Caucasoids

- the IGHV7-4-1 gene

IGHV gene groups	IMGT gene name (1)	IMGT functionality	IMGT reference sequence accession numbers	Number of alleles	IMGT gene definition (2)	GDB accession ID (3)	LocusLink Accession ID (3)
IGHC	IGHA1	F	J00220, M60193	1	Immunoglobulin heavy constant alpha 1	GDB:119332	3493
	IGHA2	F	J00221	3	Immunoglobulin heavy constant alpha 2 (A2m marker)	GDB:119333	3494
	IGHD	F	K02875-K02882	2	Immunoglobulin heavy constant delta	GDB:120084	3495
	IGHE	F	J00222, X63693	3	Immunoglobulin heavy constant epsilon	GDB:119335	3497
	IGHEP1	P	J00223	3	Immunoglobulin heavy constant epsilon P1	GDB:119336	3498
	IGHG1	F	J00228	2	Immunoglobulin heavy constant gamma 1 (G1m marker)	GDB:120085	3500
	IGHG2	F	J00230, AB006775, AB006776	2	Immunoglobulin heavy constant gamma 2 (G2m marker)	GDB:119338	3501
	IGHG3	F	M12958/X03604	4	Immunoglobulin heavy constant gamma 3 (G3m marker)	GDB:119339	3502
	IGHG4	F	K01316	3	Immunoglobulin heavy constant gamma 4 (G4m marker)	GDB:119340	3503
	IGHGP	ORF	X06766	1	Immunoglobulin heavy constant gamma P	GDB:120689	3505
	IGHM	F	X14940, X14939	3	Immunoglobulin heavy constant mu	GDB:120086	3507
	IGHD	IGHD1-1	F	X97051	1	Immunoglobulin heavy diversity 1-1	GDB:9953175
IGHD1-7		F	X13972	1	Immunoglobulin heavy diversity 1-7	GDB:9953261	28509
IGHD1-14		ORF	X13972	1	Immunoglobulin heavy diversity 1-14	GDB:9953263	28508
IGHD1-20		F	X97051	1	Immunoglobulin heavy diversity 1-20	GDB:9953265	28507
IGHD1-26		F	X97051	1	Immunoglobulin heavy diversity 1-26	GDB:9953266	28506
IGHD2-2		F	J00232	3	Immunoglobulin heavy diversity 2-2	GDB:9953230	28505
IGHD2-8		F	X13972	2	Immunoglobulin heavy diversity 2-8	GDB:9953278	28504

**Table 1** (continued)

IGHD2-15	F	J00234	1	Immunoglobulinheavy diversity 2-15	GDB:9953292	28503
IGHD2-21	F	J00235	2	Immunoglobulinheavy diversity 2-21	GDB:9953294	28502
IGHD3-3	F	X13972	2	Immunoglobulinheavy diversity 3-3	GDB:9953296	28501
IGHD3-9	F	X13972	1	Immunoglobulin heavy diversity 3-9	GDB:9953298	28500
IGHD3-10	F	X13972	2	Immunoglobulinheavy diversity 3-10	GDB:9953300	28499
IGHD3-16	F	X93614	1	Immunoglobulin heavy diversity 3-16	GDB:9953302	28498
IGHD3-22	F	X93616	1	Immunoglobulin heavy diversity 3-22	GDB:9953304	28497
IGHD4-4	F	X13972	1	Immunoglobulinheavy diversity 4-4	GDB:9953306	28496
IGHD4-11	ORF	X13972	1	Immunoglobulin heavy diversity 4-11	GDB:9953308	28495
IGHD4-17	F	X97051	1	Immunoglobulin heavy diversity 4-17	GDB:9953310	28494
IGHD4-23	ORF	X97051	1	Immunoglobulin heavy diversity 4-23	GDB:9953312	28493
IGHD5-5	F	X13972	1	Immunoglobulinheavy diversity 5-5	GDB:9953314	28492
IGHD5-12	F	X13972	1	Immunoglobulinheavy diversity 5-12	GDB:9953316	28491
IGHD5-18	F	X97051	1	Immunoglobulin heavy diversity 5-18	GDB:9953318	28490
IGHD5-24	ORF	X97051	1	Immunoglobulin heavy diversity 5-24	GDB:9953320	28489
IGHD6-6	F	X13972	1	Immunoglobulinheavy diversity 6-6	GDB:9953322	28488
IGHD6-13	F	X13972	1	Immunoglobulinheavy diversity 6-13	GDB:9953324	28487
IGHD6-19	F	X97051	1	Immunoglobulin heavy diversity 6-19	GDB:9953326	28486
IGHD6-25	F	X97051	1	Immunoglobulin heavy diversity 6-25	GDB:9953328	28485
IGHD7-27	F	J00256	1	Immunoglobulin heavy diversity 7-27	GDB:9953330	28484
IGHJ						
IGHJ1	F	J00256	1	Immunoglobulin heavy joining 1	GDB:9953332	28483
IGHJ1P	P	J00256	-	Immunoglobulin heavy joining 1P	GDB:9953334	28482
IGHJ2	F	J00256	1	Immunoglobulin heavy joining 2	GDB:9953336	28481
IGHJ2P	P	J00256	-	Immunoglobulin heavy joining 2P	GDB:9953338	28480
IGHJ3	F	J00256	2	Immunoglobulin heavy joining 3	GDB:9953340	28479
IGHJ3P	P	J00256	-	Immunoglobulin heavy joining 3P	GDB:9953342	28478
IGHJ4	F	J00256	3	Immunoglobulin heavy joining 4	GDB:9953344	28477
IGHJ5	F	J00256	2	Immunoglobulin heavy joining 5	GDB:9953346	28476
IGHJ6	F	J00256	3	Immunoglobulin heavy joining 6	GDB:9953348	28475
IGHV						
IGHV1-2	F	X07448	4	Immunoglobulin heavy variable 1-2	GDB:9931660	28474
IGHV1-3	F	X62109	2	Immunoglobulin heavy variable 1-3	GDB:9931661	28473
IGHV1-8	F	M99637	1	Immunoglobulin heavy variable 1-8	GDB:9931662	28472
IGHV1-12	P	X92210	-	Immunoglobulinheavy variable 1-12	GDB:9931663	28471
IGHV1-14	P	M99639	-	Immunoglobulin heavy variable 1-14	GDB:9931664	28470
IGHV1-17	P	M99640	-	Immunoglobulin heavy variable 1-17	GDB:9931665	28469
IGHV1-18	F	M99641	2	Immunoglobulin heavy variable 1-18	GDB:9931666	28468
IGHV1-24	F	M99642	1	Immunoglobulin heavy variable 1-24	GDB:9931667	28467
IGHV1-45	F	X92209	3	Immunoglobulin heavy variable 1-45	GDB:9931668	28466
IGHV1-46	F	X92343	3	Immunoglobulin heavy variable 1-46	GDB:9931669	28465
IGHV1-58	F	M29809	1	Immunoglobulin heavy variable 1-58	GDB:9931670	28464
IGHV1-67	P	X92212	-	Immunoglobulin heavy variable 1-67	GDB:9931671	28463

IGHV1-68	P	AB019437	-	Immunoglobulin heavy variable 1-68	GDB:9931672	28462
IGHV1-69	F	L22582	7	Immunoglobulin heavy variable 1-69	GDB:9931673	28461
IGHV1-c	ORF	Z18904	1	Immunoglobulin heavy variable 1-c (provisional)	GDB:9931674	28460
IGHV1-f	F	Z12305	2	Immunoglobulin heavy variable 1-f (provisional)	GDB:9931676	28458
IGHV2-5	F	X62111	9	Immunoglobulin heavy variable 2-5	GDB:9931677	28457
IGHV2-10	P	M99647	-	Immunoglobulin heavy variable 2-10	GDB:9931678	28456
IGHV2-26	F	M99648	1	Immunoglobulin heavy variable 2-26	GDB:9931679	28455
IGHV2-70	F	L21969	12	Immunoglobulin heavy variable 2-70	GDB:9931680	28454
IGHV3-6	P	M99650	-	Immunoglobulin heavy variable 3-6	GDB:9931681	28453
IGHV3-7	F	M99649	2	Immunoglobulin heavy variable 3-7	GDB:9931682	28452
IGHV3-9	F	M99651	1	Immunoglobulin heavy variable 3-9	GDB:9931683	28451
IGHV3-11	F, P	M99652	3	Immunoglobulin heavy variable 3-11	GDB:9931684	28450
IGHV3-13	F	X92217	2	Immunoglobulin heavy variable 3-13	GDB:9931685	28449
IGHV3-15	F	X92216	8	Immunoglobulin heavy variable 3-15	GDB:9931686	28448
IGHV3-16	F	M99655	1	Immunoglobulin heavy variable 3-16	GDB:9931687	28447
IGHV3-19	ORF	M99656	-	Immunoglobulin heavy variable 3-19	GDB:9931688	28446
IGHV3-20	P	M99657	-	Immunoglobulin heavy variable 3-20	GDB:9931689	28445
IGHV3-21	F	Z14073	1	Immunoglobulin heavy variable 3-20	GDB:9931689	28445
IGHV3-22	F	Z14073	2	Immunoglobulin heavy variable 3-21	GDB:9931690	28444
IGHV3-22	P	M99659	2	Immunoglobulin heavy variable 3-21	GDB:9931691	28443
IGHV3-23	F	M99660	3	Immunoglobulin heavy variable 3-22	GDB:9931692	28442
IGHV3-25	F	M99661	3	Immunoglobulin heavy variable 3-23	GDB:9931692	28442
IGHV3-25	F	M99661	-	Immunoglobulin heavy variable 3-25	GDB:9931693	28441
IGHV3-29	P	M99662	-	Immunoglobulin heavy variable 3-29	GDB:9931694	28440
IGHV3-30	F	M83134	-	Immunoglobulin heavy variable 3-30	GDB:9931735	28439
IGHV3-30-2	P	AB019439	19(a)	Immunoglobulin heavy variable 3-30-2	GDB:9931735	28439
(*)IGHV3-30-3	F	X92283	-	Immunoglobulin heavy variable 3-30-3	GDB:9931695	28438
(*)IGHV3-30-5	F	X92283	2	Immunoglobulin heavy variable 3-30-3	GDB:9931696	28437
IGHV3-32	F	(a)	(a)	Immunoglobulin heavy variable 3-30-5	GDB:9931697	28436
IGHV3-33	P	M99664	-	Immunoglobulin heavy variable 3-32	GDB:9931698	28435
IGHV3-33	F	L06618	5	Immunoglobulin heavy variable 3-33	GDB:9931699	28434
IGHV3-33-2	P	AB019439	-	Immunoglobulin heavy variable 3-33	GDB:9931700	28433
IGHV3-35	ORF	M99666	-	Immunoglobulin heavy variable 3-33-2	GDB:9931701	28432
IGHV3-36	P	M99667	1	Immunoglobulin heavy variable 3-35	GDB:9931702	28431
IGHV3-37	P	M99668	-	Immunoglobulin heavy variable 3-36	GDB:9931703	28430
IGHV3-38	ORF	M99669	-	Immunoglobulin heavy variable 3-37	GDB:9931704	28429
IGHV3-41	P	M99670	2	Immunoglobulin heavy variable 3-38	GDB:9931705	28428
IGHV3-42	P	M99671	-	Immunoglobulin heavy variable 3-41	GDB:9931706	28427
IGHV3-43	F	M99672	2	Immunoglobulin heavy variable 3-42	GDB:9931707	28426
IGHV3-47	ORF, P	Z18900	3	Immunoglobulin heavy variable 3-43	GDB:9931708	28425
IGHV3-48	F	M99675	3	Immunoglobulin heavy variable 3-47	GDB:9931709	28424
IGHV3-49	F	M99676	3	Immunoglobulin heavy variable 3-48	GDB:9931710	28423
IGHV3-50	P	M99677	-	Immunoglobulin heavy variable 3-49	GDB:9931711	28422
IGHV3-52	P	M99678	-	Immunoglobulin heavy variable 3-50	GDB:9931712	28421
IGHV3-53	F	M99679	2	Immunoglobulin heavy variable 3-52	GDB:9931713	28420
IGHV3-54	P	M99680	-	Immunoglobulin heavy variable 3-53	GDB:9931714	28419
IGHV3-57	P	M29815	-	Immunoglobulin heavy variable 3-54	GDB:9931715	28418
IGHV3-57	P	M29815	-	Immunoglobulin heavy variable 3-57	GDB:9931715	28418

**Table 1** (continued)

IGHV3-60	P	M29813	-	Immunoglobulin heavy variable 3-60	GDB:9931716	28417
IGHV3-62	P	M29814	-	Immunoglobulin heavy variable 3-62	GDB:9931717	28416
IGHV3-63	P	M99681	-	Immunoglobulin heavy variable 3-63	GDB:9931718	28415
IGHV3-64	F	M99682	5	Immunoglobulin heavy variable 3-64	GDB:9931719	28414
IGHV3-65	P	Z27503	-	Immunoglobulin heavy variable 3-65	GDB:9931720	28413
IGHV3-66	F	X92218	3	Immunoglobulin heavy variable 3-66	GDB:9931721	28412
IGHV3-71	P	AB019437	-	Immunoglobulin heavy variable 3-71	GDB:9931722	28411
IGHV3-72	F	X92206	2	Immunoglobulin heavy variable 3-72	GDB:9931722	28410
IGHV3-73	F	Z27508	1	Immunoglobulin heavy variable 3-73	GDB:9931723	28409
IGHV3-74	F	Z12353	3	Immunoglobulin heavy variable 3-74	GDB:9931724	28408
IGHV3-75	P	Z27510	-	Immunoglobulin heavy variable 3-75	GDB:9931725	28407
IGHV3-76	P	Z12341	-	Immunoglobulin heavy variable 3-76	GDB:9931726	28406
IGHV3-79	P	AB019437	-	Immunoglobulin heavy variable 3-79	GDB:9931727	28405
IGHV3-d	P	Z18898	1	Immunoglobulin heavy variable 3-d (provisional)	GDB:9931729	28404
IGHV3-g	F	Z12336	-	Immunoglobulin heavy variable 3-g (provisional)	GDB:9931728	28403
IGHV3-h	n.d.	Z29981	1	Immunoglobulin heavy variable 3-h (provisional)	GDB:9931730	28402
IGHV4-4	F	X05713	8	partial sequence	GDB:9931731	28401
IGHV4-28	F	X05714	5	Immunoglobulin heavy variable 4-4	GDB:9931732	28400
IGHV4-30-1	F	(b)	(b)	Immunoglobulin heavy variable 4-28	GDB:9931732	28400
IGHV4-30-2	F	L10089	4	Immunoglobulin heavy variable 4-30-1	GDB:9931734	28399
IGHV4-30-4	F	Z14238	6	Immunoglobulin heavy variable 4-30-2	GDB:9953352	28398
IGHV4-31	F	L10098	10(b)	Immunoglobulin heavy variable 4-30-4	GDB:9953354	28397
IGHV4-34	F	X92278	13	Immunoglobulin heavy variable 4-31	GDB:9931737	28396
IGHV4-39	F	L10094	6	Immunoglobulin heavy variable 4-34	GDB:9931738	28395
IGHV4-55	P	M99685	-	Immunoglobulin heavy variable 4-39	GDB:9931739	28394
IGHV4-59	F	L10088	9	Immunoglobulin heavy variable 4-55	GDB:9931740	28393
IGHV4-61	F, ORF	M29811	7	Immunoglobulin heavy variable 4-59	GDB:9931741	28392
IGHV4-80	P	AB019437	-	Immunoglobulin heavy variable 4-61	GDB:9931742	28391
IGHV4-b	F	Z12367	2	Immunoglobulin heavy variable 4-80	GDB:9931743	28390
IGHV5-51	F	M99686	5	Immunoglobulin heavy variable 4-b (provisional)	GDB:9931744	28389
IGHV5-78	P	X92213	-	Immunoglobulin heavy variable 5-51	GDB:9931745	28388
IGHV5-a	F, P	X92227	4	Immunoglobulin heavy variable 5-78	GDB:9931746	28387
IGHV6-1	F	X92224/J04097	2	Immunoglobulin heavy variable 5-a (provisional)	GDB:9931747	28386
IGHV7-4-1	F	L10057	3	Immunoglobulin heavy variable 6-1	GDB:9931748	28385
IGHV7-27	P	M99643	-	Immunoglobulin heavy variable 7-4-1	GDB:9931749	28384
IGHV7-34-1	P	AB019739	-	Immunoglobulin heavy variable 7-27	GDB:9931750	28383
IGHV7-40	P	M99644	-	Immunoglobulin heavy variable 7-34-1	GDB:9931751	28382
IGHV7-56	P	M29810	-	Immunoglobulin heavy variable 7-40	GDB:9953358	28381
IGHV7-77	ORF	Z27509	1	Immunoglobulin heavy variable 7-56	GDB:9931752	28380
IGHV7-81	ORF	Z27509	1	Immunoglobulin heavy variable 7-77 (provisional)	GDB:9931753	28379
				Immunoglobulin heavy variable 7-81	GDB:9931754	28378

IGHV(II)-1-1	AB019441	-	Immunoglobulin heavy variable (II)-1-1	GDB:9931755	28377
IGHV(II)-15-1	AB019440	-	Immunoglobulin heavy variable (II)-15-1	GDB:9931756	28376
IGHV(II)-20-1	AB019440	-	Immunoglobulin heavy variable (II)-20-1	GDB:9931757	28375
IGHV(II)-22-1	AB019439	-	Immunoglobulin heavy variable (II)-22-1	GDB:9931758	28374
IGHV(II)-26-2	AB019439	-	Immunoglobulin heavy variable (II)-26-2	GDB:9933358	28373
IGHV(II)-28-1	AB019439	-	Immunoglobulin heavy variable (II)-28-1	GDB:9931759	28372
IGHV(II)-30-1	AB019439	-	Immunoglobulin heavy variable (II)-30-1	GDB:9931760	28371
IGHV(II)-31-1	AB019439	-	Immunoglobulin heavy variable (II)-31-1	GDB:9931761	28370
IGHV(II)-33-1	AB019439	-	Immunoglobulin heavy variable (II)-33-1	GDB:9931762	28369
IGHV(II)-40-1	AB019438	-	Immunoglobulin heavy variable (II)-40-1	GDB:9953360	28368
IGHV(II)-43-1	AB019438	-	Immunoglobulin heavy variable (II)-43-1	GDB:9953362	28367
IGHV(II)-44-2	AB019438	-	Immunoglobulin heavy variable (II)-44-2	GDB:9931763	28366
IGHV(II)-46-1	AB019438	-	Immunoglobulin heavy variable (II)-46-1	GDB:9931764	28365
IGHV(II)-49-1	AB019438	-	Immunoglobulin heavy variable (II)-49-1	GDB:9931765	28364
IGHV(II)-51-2	AB019438	-	Immunoglobulin heavy variable (II)-51-2	GDB:9931766	28363
IGHV(II)-53-1	AB019438	-	Immunoglobulin heavy variable (II)-53-1	GDB:9931767	28362
IGHV(II)-60-1	AB019437	-	Immunoglobulin heavy variable (II)-60-1	GDB:9931768	28361
IGHV(II)-62-1	AB019437	-	Immunoglobulin heavy variable (II)-62-1	GDB:9931769	28360
IGHV(II)-65-1	AB019437	-	Immunoglobulin heavy variable (II)-65-1	GDB:9931770	28359
IGHV(II)-67-1	AB019437	-	Immunoglobulin heavy variable (II)-67-1	GDB:9953364	28358
IGHV(II)-74-1	AB019437	-	Immunoglobulin heavy variable (II)-74-1	GDB:9931771	28357
IGHV(II)-78-1	AB019437	-	Immunoglobulin heavy variable (II)-78-1	GDB:9931772	28356
IGHV(III)-2-1	AB019441	-	Immunoglobulin heavy variable (III)-2-1	GDB:9931773	28355
IGHV(III)-5-1	AB019440	-	Immunoglobulin heavy variable (III)-5-1	GDB:9931774	28354
IGHV(III)-5-2	AB019440	-	Immunoglobulin heavy variable (III)-5-2	GDB:9931775	28353
IGHV(III)-11-1	AB019440	-	Immunoglobulin heavy variable (III)-11-1	GDB:9931776	28352
IGHV(III)-13-1	AB019440	-	Immunoglobulin heavy variable (III)-13-1	GDB:9931777	28351
IGHV(III)-16-1	AB019440	-	Immunoglobulin heavy variable (III)-16-1	GDB:9931778	28350
IGHV(III)-22-2	AB019439	-	Immunoglobulin heavy variable (III)-22-2	GDB:9931779	28349
IGHV(III)-25-1	AB019439	-	Immunoglobulin heavy variable (III)-25-1	GDB:9931780	28348
IGHV(III)-26-1	AB019439	-	Immunoglobulin heavy variable (III)-26-1	GDB:9953366	28347
IGHV(III)-38-1	AB019439	-	Immunoglobulin heavy variable (III)-38-1	GDB:9953368	28346
IGHV(III)-44	M99673	-	Immunoglobulin heavy variable (III)-44	GDB:9953370	28345
IGHV(III)-47-1	AB019438	-	Immunoglobulin heavy variable (III)-47-1	GDB:9953372	28344
IGHV(III)-51-1	AB019438	-	Immunoglobulin heavy variable (III)-51-1	GDB:9953381	28343
IGHV(III)-67-2	AB019437	-	Immunoglobulin heavy variable (III)-67-2	GDB:9953382	28342
IGHV(III)-67-3	AB019437	-	Immunoglobulin heavy variable (III)-67-3	GDB:9953383	28341
IGHV(III)-67-4	AB019437	-	Immunoglobulin heavy variable (III)-67-4	GDB:9953385	28340
IGHV(III)-76-1	AB019437	-	Immunoglobulin heavy variable (III)-76-1	GDB:9953386	28339
IGHV(III)-82	AB019437	-	Immunoglobulin heavy variable (III)-82	GDB:9953388	28338
IGHV(IV)-44-1	AB019438	-	Immunoglobulin heavy variable (IV)-44-1	GDB:9953374	28337



**Table 1** (continued)

(a) Sequences of the polymorphic IGHV3–30–5 gene cannot be differentiated from those of the IGHV3–30 gene. All sequences are described therefore as 'IGHV3–30 alleles' by comparison to the allele \*01 of IGHV3–30 (M83134). However, it is not excluded that some of these 'alleles' belong exclusively to IGHV3–30–5.  
 (b) Sequences of the polymorphic IGHV4–30–1 gene cannot be differentiated from those of the IGHV4–31 gene. All sequences are described therefore as 'IGHV4–31' alleles' by comparison to the allele \*01 of IGHV4–31 (L10098). However, it is not excluded that some of these 'alleles' belong exclusively to IGHV4–30–1.

(1) IMGT gene names have been approved by the Human Genome Organization (HUGO) Nomenclature Committee in 1999. Note that, in the HUGO symbols, parentheses of the truncated pseudogene names are omitted, and capital letters replace the lowercase letters found in seven provisional IMGT gene names. Otherwise all the gene names (gene symbols) are identical in IMGT and HUGO nomenclatures.

(2) Gene definitions (full names) are identical (including parentheses) in IMGT and HUGO nomenclatures.

(3) Other entries concerning the IGH locus or groups, in the OMIM, GDB, and LocusLink genome databases, and in HUGO:

IMGT designation	IMGT definition <sup>a</sup>	OMIM	GDB	LocusLink	HUGO
IGH locus	Immunoglobulin heavy locus	–	GDB:118731	3492	IGH@
IGHC group	Immunoglobulin heavy constant group	<i>b</i>	GDB:9992632	<i>b</i>	<i>b</i>
IGHD group	Immunoglobulin heavy diversity group	146910	GDB:9992625	50648	IGHD@
IGHJ group	Immunoglobulin heavy joining group	147010	GDB:120741	3506	IGHJ@
IGHV group	Immunoglobulin heavy variable group	147070	GDB:128528	3509	IGHV@

<sup>a</sup> Entry definitions are identical in IMGT, GDB, LocusLink and HUGO.

<sup>b</sup> There is no entry for the IGHC group in the OMIM and LocusLink databases and in HUGO. The individual OMIM entries for the IGHC genes are the following: IGHA1: 146900, IGHA2: 147000, IGHG1: 147170, IGHG2: 147180, IGHG3: 147100, IGHG4: 147110, IGHG5: 147120, IGHG6: 147130, IGHM: 147020. Individual GDB and LocusLink entries and HUGO symbols for the IGHC genes are reported in table 1.

The human IGH locus at 14q32.33 spans 1,250 kilobases (fig. 2). It consists of 123–129 IGHV genes [5, 7, 24–29], depending on the haplotypes, 27 IGHD genes [6, 30–33] belonging to 7 subgroups, 9 IGHJ genes [6, 34] and, in the most frequent haplotype, 11 IGHC genes [35–49] (table 1). Eighty-two to 88 IGHV genes belong to 7 subgroups, whereas 41 pseudogenes, which are too divergent to be assigned to subgroups, have been assigned to the 4 clans (see header of table 1). Seven unmapped IGHV genes have been described as insertion/deletion polymorphisms but have not yet been precisely located. Most 5' IGHV genes occupy a position very close to the chromosome 14q telomere, whereas the IGHC genes are in a more centromeric position. The potential genomic IGH repertoire is more limited, since it comprises 38–46 functional IGHV genes belonging to 6 or 7 subgroups, depending on the haplotypes [7], 23 IGHD, 6 IGHJ and, in the most frequent haplotype, 9 IGHC genes. Allelic IGHC multigene deletions [36, 37, 50–55], duplications or triplications [56–59] have been described in healthy individuals. I to VI refer to the type of deletion [for a review, see ref. 55], duplication or triplication, defined by the deleted, duplicated or triplicated genes (fig. 2). For example, deletion I [36, 37, 50] is designated as del G1-EP1-A1-GP-G2-G4. The number of IGHC genes may vary from 5 in deletion I to probably up to 19 in triplication III. Duplicated and triplicated genes have, in all cases but one, not been sequenced.

### Orphans and Processed Gene

Thirty-five IGH genes have been found outside the main locus in other chromosomal localizations (table 2). These genes, designated as orphans, cannot contribute to the synthesis of the immunoglobulin chains, even if

they have an open reading frame (ORF). Nine IGHV orphans and 10 IGHD orphans have been described on chromosome 15 (15q11.2), and 16 IGHV orphans on chromosome 16 (16p11.2) [5]. In addition, 1 IGHC processed gene, IGHEP2, is localized on chromosome 9 (9p24.2–p24.1) [60]. This is so far the only processed Ig gene which has been described.

## IGH Gene Nomenclature and IMGT Scientific Chart

### Gene Names

Gene names (tables 1, 2) are designated according to the IMGT gene name nomenclature for Ig and T cell receptors (TcRs) of all vertebrates based on the 'CLASSIFICATION' concept of the IMGT-ONTOLOGY [61] (appendix 1) and according to the rules of the IMGT Scientific chart [18, 20], available at <http://imgt.cines.fr:8104>. IMGT gene names and IMGT gene definitions for the human Ig [62] and TcR genes [63] were approved by the HUGO Nomenclature Committee in 1999. Note that in the HUGO symbols (<http://www.gene.ucl.ac.uk/nomenclature>), slashes and parentheses are omitted and capital letters replace the lowercase letters found in some provisional IMGT gene names. Otherwise, the gene symbols and all the full names (including slashes and parentheses) are identical in IMGT and HUGO nomenclatures.

### Functionality

Criteria of functionality (F = functional; P = pseudogene; ORF = open reading frame) (tables 1 and 2) are described in the IMGT Scientific chart [1]. The definition of functionality is based on the sequence analysis. As examples, the instances functional (for germ-line V, D, J and for C sequences) mean that the coding regions have an ORF without a

stop codon, and that there is no described defect in the splicing sites and/or recombination signals and/or regulatory elements. According to the gravity of the identified defects, the functionality can be defined as ORF, pseudogene or vestigial (for germline V, D, J and for C genes) [1]. Complete definitions are available from the IMGT Scientific chart at the IMGT Marie-Paule page. Information on gene rearrangement, DNA transcription into mRNA and RNA translation into a polypeptide chain is provided in the IMGT 'Germline gene tables' in the IMGT Repertoire (columns designated as R, T and Pr, respectively), and has been published in a previous 'IMGT Locus in Focus' report [5]. This information is extracted from the literature and through an IMGT/LIGM-DB sequence database search [19, 20]. The IMGT/V-QUEST tool, available at the IMGT home page at <http://imgt.cines.fr:8104>, allows the identification of the germline IGHV, IGHD and IGHJ genes from IGHV-D-J genomic rearrangements and transcripts, and provides translation and two-dimensional representation (Collier de Perles) of the variable regions [19, 20, 64].

#### *Reference Sequences*

For each gene, an IMGT reference sequence accession number is given (tables 1 and 2). For the functional or ORF genes, the IMGT reference sequence accession number is that corresponding to the allele \*01. Note that the number \*01 does not necessarily mean that other alleles are already known, but it signifies that any new polymorphic sequence will be described by comparison to that allele \*01. Although the IMGT accession numbers are the same as those from the EMBL/GenBank/DDBJ generalist databases, the content of the IMGT/LIGM-DB flat files differs in terms of the expert annotations added by IMGT.

#### *Alleles*

The number of alleles of the human IGHV, IGHD, IGHJ and IGHC genes (tables 1 and 2) is determined according to 'Tables of alleles' and 'Alignments of alleles', in the IMGT Repertoire, at <http://imgt.cines.fr:8104>. A dash (-) indicates that allele polymorphism of the pseudogenes has not been studied. Alignments of all known germline functional and ORF sequences assigned to the different alleles, by comparison to the allele \*01, are displayed in another source [17]. Human IGH entries in this source include 99 genes and 285 alleles, with a total of 482 sequences [17].

#### *Genome Database Accession Numbers*

All IMGT/HUGO human IGH gene symbols, full names and reference sequence accession numbers have been entered into the Genome Database GDB, Toronto, Canada (<http://www.gdb.org>), and into LocusLink at NCBI (National Center for Biotechnology Information), Bethesda, USA (<http://www.ncbi.nlm.nih.gov/LocusLink>). Accession ID to these genome databases are provided in tables 1 and 2. Links to OMIM (Online Mendelian Inheritance in Man) (<http://www.ncbi.nlm.nih.gov/Omim>) are cited when there are existing entries in OMIM. Links to the individual IMGT, GDB and LocusLink gene entries are available from <http://imgt.cines.fr:8104> from IMGT Repertoire > List of human Ig and TcR genes > Immunoglobulins.

#### **Correspondences between Nomenclatures and Numberings**

Correspondences between nomenclatures have previously been reported for the human IGHV [5] and IGHD genes [6].

In order to easily compare sequences of immunoglobulins and TcRs, a unique num-

**Table 2.** Human IGH processed gene on chromosome 9, and IGH orphans on chromosomes 15 and 16

**a** On chromosome 9 at 9p24.2–p24.1

IMGT gene groups	IMGT gene name	IMGT functionality	IMGT reference sequence accession numbers	Number of alleles	IMGT gene definition	GDB accession ID	LocusLink accession ID
IGHC	IGHEP2	P	K01241	–	Immunoglobulin heavy constant epsilon P2	GDB:119337	3499

**b** On chromosome 15 at 15q11.2

IMGT gene groups	IMGT gene name (1)	IMGT functionality	IMGT reference sequence accession numbers	Number of alleles	IMGT gene definition (2)	GDB accession ID (3)	LocusLink accession ID (3)
IGHD	IGHD1/OR15-1a	ORF	X55575	–	Imm unoglobulin heavy diversity 1/OR15-1a	GDB:9953376	28335
	IGHD1/OR15-1b	ORF	X55576	–	Imm unoglobulin heavy diversity 1/OR15-1b	GDB:9953378	28334
	IGHD2/OR15-2a	ORF	X55577	–	Imm unoglobulin heavy diversity 2/OR15-2a	GDB:9953380	28333
	IGHD2/OR15-2b	ORF	X55578	–	Imm unoglobulin heavy diversity 2/OR15-2b	GDB:9953382	28332
	IGHD3/OR15-3a	ORF	X55579	–	Imm unoglobulin heavy diversity 3/OR15-3a	GDB:9953384	28331
	IGHD3/OR15-3b	ORF	X55580	–	Imm unoglobulin heavy diversity 3/OR15-3b	GDB:9953386	28330
	IGHD4/OR15-4a	ORF	X55581	–	Imm unoglobulin heavy diversity 4/OR15-4a	GDB:9953388	28329
	IGHD4/OR15-4b	ORF	X55582	–	Imm unoglobulin heavy diversity 4/OR15-4b	GDB:9953390	28328
	IGHD5/OR15-5a	ORF	X55583	–	Imm unoglobulin heavy diversity 5/OR15-5a	GDB:9953392	28327
	IGHD5/OR15-5b	ORF	X55584	–	Imm unoglobulin heavy diversity 5/OR15-5b	GDB:9953394	28326
IGHV	IGHV1/OR15-1	ORF	Z29631	–	Imm unoglobulin heavy variable 1/OR15-1	GDB:9931784	28325
	IGHV1/OR15-2	P	L25543	–	Imm unoglobulin heavy variable 1/OR15-2	GDB:9931787	28324
	IGHV1/OR15-3	P, ORF	Z29595	–	Imm unoglobulin heavy variable 1/OR15-3	GDB:9953396	28323
	IGHV1/OR15-4	P	Z29596	–	Imm unoglobulin heavy variable 1/OR15-4	GDB:9931789	28322
	IGHV1/OR15-5	P, ORF	Z29633	–	Imm unoglobulin heavy variable 1/OR15-5	GDB:9953398	28321
	IGHV1/OR15-6	P	Z29634	–	Imm unoglobulin heavy variable 1/OR15-6	GDB:9931790	28320
	IGHV1/OR15-9	ORF	L25542	–	Imm unoglobulin heavy variable 1/OR15-9	GDB:9931791	28319
	IGHV3/OR15-7	P, ORF	Z29597	–	Imm unoglobulin heavy variable 3/OR15-7	GDB:9931792	28318
	IGHV4/OR15-8	ORF	Z29598	–	Imm unoglobulin heavy variable 4/OR15-8	GDB:9953400	28317

**Table 2** (continued)

**c** On chromosome 16 at 16p11.2

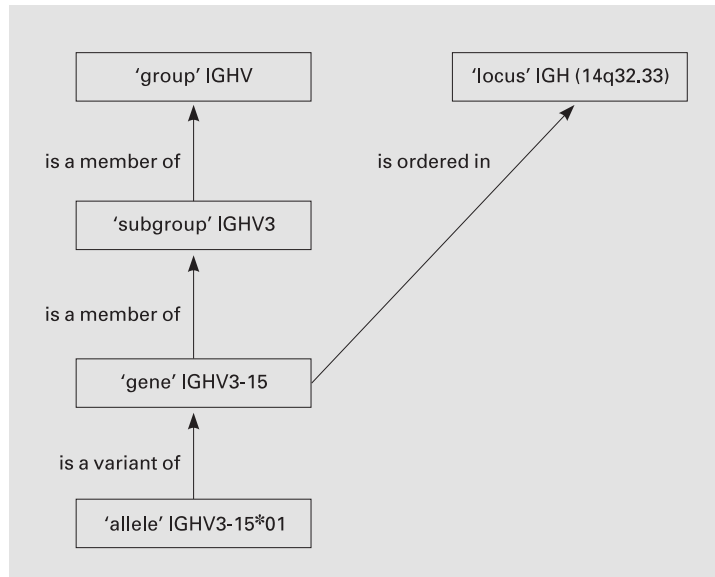
IMGT gene groups	IMGT gene name (1)	IMGT functionality	IMGT reference sequence accession numbers	Number of alleles	IMGT gene definition (2)	GDB accession ID (3)	LocusLink accession ID (3)
IGHV	IGHV1/OR16-1	P	Z29599	-	Imm unoglobulin heavy variable 1/OR16-1	GDB:9953402	28315
	IGHV1/OR16-2	P	Z29600	-	Imm unoglobulin heavy variable 1/OR16-2	GDB:9953404	28314
	IGHV1/OR16-3	P	Z29639	-	Imm unoglobulin heavy variable 1/OR16-3	GDB:9931793	28313
	IGHV1/OR16-4	P	Z17397	-	Imm unoglobulin heavy variable 1/OR16-4	GDB:9931794	28312
	IGHV2/OR16-5	ORF	L25544	-	Imm unoglobulin heavy variable 2/OR16-5	GDB:9931795	28311
	IGHV3/OR16-6	P	L25545	-	Imm unoglobulin heavy variable 3/OR16-6	GDB:9953406	28310
	IGHV3/OR16-7	P	Z29604	-	Imm unoglobulin heavy variable 3/OR16-7	GDB:9931796	28309
	IGHV3/OR16-8	ORF	Z29605	-	Imm unoglobulin heavy variable 3/OR16-8	GDB:9931797	28308
	IGHV3/OR16-9	ORF	Z29606	-	Imm unoglobulin heavy variable 3/OR16-9	GDB:9953408	28307
	IGHV3/OR16-10	ORF	Z29607	-	Imm unoglobulin heavy variable 3/OR16-10	GDB:9953410	28306
	IGHV3/OR16-11	P	Z29608	-	Imm unoglobulin heavy variable 3/OR16-11	GDB:9953412	28305
	IGHV3/OR16-12	ORF	Z29609	-	Imm unoglobulin heavy variable 3/OR16-12	GDB:9953414	28304
	IGHV3/OR16-13	ORF	Z29610	-	Imm unoglobulin heavy variable 3/OR16-13	GDB:9953416	28303
	IGHV3/OR16-14	P	Z29611	-	Imm unoglobulin heavy variable 3/OR16-14	GDB:9953418	28302
	IGHV3/OR16-15	P	L25546	-	Imm unoglobulin heavy variable 3/OR16-15	GDB:9953420	28301
	IGHV3/OR16-16	P	Z29613	-	Imm unoglobulin heavy variable 3/OR16-16	GDB:9953422	28300

(1) Note that in the HUGO symbols, slashes of the orthon names are omitted. Otherwise the gene names (gene symbols) are identical in IMGT and HUGO nomenclatures.

(2) Gene definitions (full names) are identical (including slashes) in IMGT and HUGO nomenclatures.

(3) Other entries concerning the IGH orphans in the OMIM, GDB, and LocusLink genome databases and in HUGO:

IMGT designation	IMGT definition	OMIM	GDB	LocusLink	HUGO
IGHD/OR15	Imm unoglobulin heavy diversity orphans on chromosome 15	146990	GDB:119334	3496	IGHDOR15@
IGHV/OR15	Imm unoglobulin heavy variable orphans on chromosome 15	600949	GDB:377735	3510	IGHVOR15@
IGHV/OR16	Imm unoglobulin heavy variable orphans on chromosome 16	600949	GDB:377743	3511	IGHVOR16@



**Fig. 3.** The 'CLASSIFICATION' concept of the IMGT-ONTOLOGY, exemplified for the IGHV genes.

bering has been defined for the variable regions [64, 65]. Correspondence between the IMGT unique numbering and other numberings for the human IGHV genes is available from the IMGT Scientific chart and from a previous report [64]. The IMGT unique numbering relies on the high conservation of the structure of the variable region. This numbering takes into account and combines the definition of the framework (FR) and complementarity determining regions (CDR) [66], structural data from X-ray diffraction studies [67] and the characterization of the hypervariable loops [68]. The unique numbering has allowed the redefinition of the limits of the FR and CDR [64]. The FR-IMGT and CDR-IMGT lengths themselves become crucial information characterizing the variable regions belonging to a group, a subgroup and/or a gene. For example, for a germline gene of the human IGHV1 subgroup, the lengths of the 3 CDR-IMGT, expressed as the number of amino acids, are designated as [8.8.2] (IMGT Repertoire > 2D and 3D structures) [7, 64].

The unique numbering is used as the output of the IMGT/V-QUEST alignment tool, and in the 'Alignments of alleles' (IMGT Repertoire > Proteins and alleles) [17].

Correspondence between the IMGT CH (immunoglobulin heavy constant exon or domain) numberings and the protein EU heavy chain numbering [69] has been reported elsewhere [17].

### Acknowledgments

I thank Gérard Lefranc, Ruth Lovering, Donna Maglott, Chris Porter, Sue Povey, Conover Talbot and all my immunologist colleagues for their contribution to the IMGT Nomenclature Committee. I am grateful to Valérie Contet for the editorial work. IMGT is funded by the European Union's BIOTECH (BIO4CT96-0037) and 5th PCRDT (QLG2-2000-01287) programs, the CNRS (Centre National de la Recherche Scientifique), the Ministère de la Recherche and the Ministère de l'Éducation Nationale. Subventions have been received from ARC (Association pour la Recherche sur le Cancer) and the Région Languedoc-Roussillon.

## Appendix 1

### *The 'CLASSIFICATION' Concept of the IMGT-ONTOLOGY*

The 'CLASSIFICATION' concept of the IMGT-ONTOLOGY (fig. 3) organizes the immunogenetics knowledge useful for the naming and classification of the immunoglobulin genes [63].

**'locus'**: A locus is a group of immunoglobulin genes that are ordered and are localized in the same chromosomal location in a given species. The 'locus' IGH (14q32.33) is one of the three main immunoglobulin loci in the human genome. Immunoglobulin genes have also been identified in other chromosomal locations outside the main loci, which represent new instances of the concept locus. However, the genes they contain, designated as orphans, are not functional.

**'group'**: A group is a set of genes which share the same 'gene type' (V, D, J or C) and potentially participate in the synthesis of a polypeptide of the same 'chain type'. By extension, a group includes the related pseudogenes and orphans. A 4-letter root designates the 'group', for example, IGHV, IGHD, IGHJ and IGHC for the immunoglobulin heavy genes.

**'subgroup'**: A subgroup is a set of genes which belong to the same group, in a given species, and which

share at least 75% identity at the nucleotide level (in the germline configuration for V, D and J).

**'gene'**: A gene is defined as a DNA sequence that can be potentially transcribed and/or translated (this definition includes the regulatory elements in 5' and 3', and the introns, if present). Instances of the 'gene' concept are gene names. By extension, orphans and pseudogenes are also instances of the 'gene' concept. For each gene, IMGT has defined a reference sequence [18]. For the V, D and J genes, the reference sequence corresponds to a germline entity. The rules for the choice of the reference sequences are described at <http://imgt.cines.fr:8104> in the IMGT Scientific chart.

**'allele'**: An allele is a polymorphic variant of a gene. Alleles are described, exhaustively and in a standardized way, for the four 'core' coding regions, that is, the germline V-REGIONS, D-REGIONS and J-REGIONS and for the C-REGIONS from immunoglobulin genes. These alleles refer to sequence polymorphisms, with mutations described at the sequence level [1]. Their sequences are compared to the reference sequence designated as \*01 (see IMGT Scientific chart at <http://imgt.cines.fr:8104> for IMGT description of mutations and IMGT allele nomenclature for sequence polymorphisms).

## References

- 1 Lefranc MP: IMGT (ImMunoGeneTics) Locus on Focus. A new section of Experimental and Clinical Immunogenetics. *Exp Clin Immunogenet* 1998;15:1-7.
- 2 Pallarès N, Fripiat JP, Giudicelli V, Lefranc MP: The human immunoglobulin lambda variable (IGLV) genes and joining (IGLJ) segments. *Exp Clin Immunogenet* 1998;15:8-18.
- 3 Barbié V, Lefranc MP: The human immunoglobulin kappa variable (IGKV) genes and joining (IGKJ) segments. *Exp Clin Immunogenet* 1998;15:171-183.
- 4 Martínez C, Lefranc MP: The mouse (*Mus musculus*) immunoglobulin kappa variable (IGKV) genes and joining (IGKJ) segments. *Exp Clin Immunogenet* 1998;15:184-193.
- 5 Pallarès N, Lefebvre S, Contet V, Matsuda F, Lefranc MP: The human immunoglobulin heavy variable genes. *Exp Clin Immunogenet* 1999;16:36-60.
- 6 Ruiz M, Pallarès N, Contet V, Barbié V, Lefranc MP: The human immunoglobulin heavy diversity (IGHD) and joining (IGHJ) segments. *Exp Clin Immunogenet* 1999;16:173-184.
- 7 Scaviner D, Barbié V, Ruiz M, Lefranc MP: Protein displays of the human immunoglobulin heavy, kappa and lambda variable and joining regions. *Exp Clin Immunogenet* 1999;16:234-240.
- 8 Folch G, Lefranc MP: The human T cell receptor beta variable (TRBV) genes. *Exp Clin Immunogenet* 2000;17:42-54.
- 9 Scaviner D, Lefranc MP: The human T cell receptor alpha variable (TRAV) genes. *Exp Clin Immunogenet* 2000;17:83-96.
- 10 Scaviner D, Lefranc MP: The human T cell receptor alpha joining (TRAJ) genes. *Exp Clin Immunogenet* 2000;17:97-106.
- 11 Folch G, Lefranc MP: The human T cell receptor beta diversity (TRBD) and beta joining (TRBJ) genes. *Exp Clin Immunogenet* 2000;17:107-114.
- 12 Artero S, Lefranc MP: The Teleostei immunoglobulin heavy IGH genes. *Exp Clin Immunogenet* 2000;17:148-161.
- 13 Artero S, Lefranc MP: The Teleostei immunoglobulin light IGL1 and IGL2 V, J and C genes. *Exp Clin Immunogenet* 2000;17:162-172.
- 14 Folch G, Scaviner D, Contet V, Lefranc MP: Protein displays of the human T cell receptor alpha, beta, gamma and delta variable and joining regions. *Exp Clin Immunogenet* 2000;17:205-215.

- 15 Bosc N, Lefranc MP: The mouse (*Mus musculus*) T cell receptor beta variable (TRBV), diversity (TRBD) and joining (TRBJ) genes. *Exp Clin Immunogenet* 2000;17:216–228.
- 16 Bosc N, Contet V, Lefranc MP: The mouse (*Mus musculus*) T cell receptor delta variable (TRDV), diversity (TRDD) and joining (TRDJ) genes. *Exp Clin Immunogenet* 2001;18:51–58.
- 17 Lefranc MP, Lefranc G: *The Immunoglobulin FactsBook*. London, Academic Press, in press.
- 18 Lefranc MP, Giudicelli V, Gines-toux C, Bodmer J, Müller W, Bontrop R, Lemaître M, Malik A, Barbié V, Chaume D: IMGT, the international ImMunoGeneTics database. *Nucleic Acids Res* 1999;27:209–212.
- 19 Ruiz M, Giudicelli V, Gines-toux C, Stoehr P, Robinson J, Bödmer J, Marsh S, Bontrop R, Lemaître M, Lefranc G, Chaume D, Lefranc MP: IMGT, the international ImMunoGeneTics database. *Nucleic Acids Res* 2000;28:219–221.
- 20 Lefranc MP: IMGT ImMunoGeneTics database. *Int BIOforum* 2000;4:98–100.
- 21 Croce CM, Shander M, Martinis J, Cicurel L, D'Ancona GG, Dolby TW, Koprowski H: Chromosomal location of the genes for human immunoglobulin heavy chains. *Proc Natl Acad Sci USA* 1979;76:3416–3419.
- 22 Kirsch IR, Morton CC, Nakahara K, Leder P: Human immunoglobulin heavy chain genes map to a region of translocations in malignant B lymphocytes. *Science* 1982;216:301–303.
- 23 McBride OW, Battey J, Hollis GF, Swan DC, Siebenlist U, Leder P: Localization of human variable and constant region immunoglobulin heavy chain genes on subtelomeric band q32 of chromosome 14. *Nucleic Acids Res* 1982;10:8155–8170.
- 24 Shin EK, Matsuda F, Nagaoka H, Fukita Y, Imai T, Yokoyama K, Soeda E, Honjo T: Physical map of the 3' region of the human immunoglobulin heavy chain locus: Clustering of autoantibody-related variable segments in one haplotype. *EMBO J* 1991;10:3641–3645.
- 25 Matsuda F, Shin EK, Nagaoka H, Matsumura R, Haino M, Fukita Y, Taka-ishi S, Imai T, Riley JH, Anand R, Soeda E, Honjo T: Structure and physical map of 64 variable segments in the 3' 0.8-megabase region of the human immunoglobulin heavy-chain locus. *Nat Genet* 1993;3:88–94.
- 26 Cook GP, Tomlinson IM, Walter G, Riethman H, Carter NP, Buluwela L, Winter G, Rabbitts TH: A map of the human immunoglobulin VH locus completed by analysis of the telomeric region of chromosome 14q. *Nat Genet* 1994;7:162–168.
- 27 Matsuda F, Ishii K, Bouvagnet P, Kuma K, Hayashida H, Miyata T, Honjo T: The complete nucleotide sequence of the human immunoglobulin heavy chain variable region locus. *J Exp Med* 1998;188:2151–2162.
- 28 Matsuda F, Honjo T: The human immunoglobulin VH locus. *Immunologist* 1999;7:171–176.
- 29 Lefranc MP: Locus maps and genomic repertoire of the human Ig genes. *Immunologist*, in press.
- 30 Siebenlist U, Ravetch JV, Korsmeyer S, Waldmann T, Leder P: Human immunoglobulin D segments encoded in tandem multigenic families. *Nature* 1981;294:631–635.
- 31 Buluwela L, Albertson DG, Sherrington P, Rabbitts PH, Spurr N, Rabbitts TH: The use of chromosomal translocations to study human immunoglobulin gene organization: Mapping DH segments within 35 kb of the C mu gene and identification of a new DH locus. *EMBO J* 1988;7:2003–2010.
- 32 Ichihara Y, Matsuoka H, Kurosawa Y: Organization of human immunoglobulin heavy chain diversity gene loci. *EMBO J* 1988;7:4141–4150.
- 33 Corbett SJ, Tomlinson IM, Sonhammer ELL, Buck D, Winter G: Sequence of the human immunoglobulin diversity (D) segment locus: A systematic analysis provides no evidence for the use of DIR segments, inverted D segments, 'minor' D segments or D-D recombination. *J Mol Biol* 1997;270:587–597.
- 34 Ravetch JV, Siebenlist U, Korsmeyer S, Waldmann T, Leder P: Structure of the human immunoglobulin mu locus: Characterization of embryonic and rearranged J and D genes. *Cell* 1981;27:583–591.
- 35 Flanagan JG, Rabbitts TH: Arrangement of human immunoglobulin heavy chain constant region genes implies evolutionary duplication of a segment containing gamma, epsilon and alpha genes. *Nature* 1982;300:709–713.
- 36 Lefranc MP, Lefranc G, Rabbitts TH: Inherited deletion of immunoglobulin heavy chain constant region genes in normal human individuals. *Nature* 1982;300:760–762.
- 37 Lefranc MP, Lefranc G, de Lange G, Out TA, van den Broek PJ, van Nieuwkoop J, Radl J, Helal Chaabani H, van Loghem E, Rabbitts TH: Instability of the human immunoglobulin heavy chain constant region locus indicated by different inherited chromosomal deletions. *Mol Biol Med* 1983;1:207–217.
- 38 Rabbitts TH, Forster A, Milstein CP: Human immunoglobulin heavy chain genes: Evolutionary comparisons of C mu, C delta and C gamma genes and associated switch sequences. *Nucleic Acids Res* 1981;9:4509–4524.
- 39 White MB, Shen AL, Word CJ, Tucker PW, Blattner FR: Human immunoglobulin D: Genomic sequence of the delta heavy chain. *Science* 1985;228:733–737.
- 40 Huck S, Fort P, Crawford DH, Lefranc MP, Lefranc G: Sequence of a human immunoglobulin gamma 3 heavy chain constant region gene: Comparison with the other human C gamma genes. *Nucleic Acids Res* 1986;14:1779–1789.
- 41 Huck S, Lefranc G, Lefranc MP: A human immunoglobulin IGHG3 allele (Gmb0,b1,c3,c5,u) with an IGHG4 converted region and three hinge exons. *Immunogenetics* 1989;30:250–257.
- 42 Ellison JW, Berson BJ, Hood LE: The nucleotide sequence of a human immunoglobulin C gamma 1 gene. *Nucleic Acids Res* 1982;10:4071–4079.
- 43 Max EE, Battey J, Ney R, Kirsch IR, Leder P: Duplication and deletion in the human immunoglobulin epsilon genes. *Cell* 1982;29:691–699.



- 44 Bensmana M, Huck S, Lefranc G, Lefranc MP: The human immunoglobulin pseudo-gamma IGHGP gene shows no major structural defect. *Nucleic Acids Res* 1988;16:3108.
- 45 Ellison JW, Hood LE: Linkage and sequence homology of two human immunoglobulin  $\gamma$  heavy chain constant region genes. *Proc Natl Acad Sci USA* 1982;79:1984–1988.
- 46 Ellison JW, Buxbaum J, Hood L: Nucleotide sequence of a human immunoglobulin C $\gamma$ 4 gene. *DNA* 1981;1:11–18.
- 47 Flanagan JG, Rabbitts TH: The sequence of a human immunoglobulin epsilon heavy chain constant region gene, and evidence for three non-allelic genes. *EMBO J* 1982;1:655–660.
- 48 Flanagan JG, Lefranc MP, Rabbitts TH: Mechanisms of divergence and convergence of the human immunoglobulin alpha 1 and alpha 2 constant region gene sequences. *Cell* 1984;36:681–688.
- 49 Bensmana M, Chuchana P, Lefranc G, Lefranc MP: Sequence of the CH1 and hinge-CH2 exons of the human immunoglobulin IGHA2 A2m(2) allele: Comparison with the nonallelic and allelic IGHA genes. *Cytogenet Cell Genet* 1991;56:128.
- 50 Lefranc G, Chaabani H, Van Loghem E, Lefranc MP, De Lange G, Helal AN: Simultaneous absence of the human IgG1, IgG2, IgG4 and IgA1 subclasses: Immunological and immunogenetical considerations. *Eur J Immunol* 1983;13:240–244.
- 51 Migone N, Oliviero S, de Lange G, Delacroix DL, Boschis D, Altruda F, Silengo L, DeMarchi M, Carbonara AO: Multiple gene deletions within the human immunoglobulin heavy-chain cluster. *Proc Natl Acad Sci USA* 1984;81:5811–5815.
- 52 Lefranc MP, Lefranc G: Human immunoglobulin heavy-chain multigene deletions in healthy individuals. *FEBS Lett* 1987;213:231–237.
- 53 Lefranc MP, Hammarstrom L, Smith CI, Lefranc G: Gene deletions in the human immunoglobulin heavy chain constant region locus: Molecular and immunological analysis. *Immunodef Rev* 1991;2:265–281.
- 54 Keyeux G, Lefranc G, Lefranc MP: A multigene deletion in the human IGH constant region locus involves highly homologous hot spots of recombination. *Genomics* 1989;5:431–441.
- 55 Wiebe V, Helal A, Lefranc MP, Lefranc G: Molecular analysis of the T17 immunoglobulin CH multigene deletion (del A1-GP-G2-G4-E). *Hum Genet* 1994;93:520–528.
- 56 Bottaro A, Cariota U, DeMarchi M, Carbonara AO: Pulsed-field electrophoresis screening for immunoglobulin heavy-chain constant-region (IGHC) multigene deletions and duplications. *Am J Hum Genet* 1991;48:745–756.
- 57 Bottaro A, Gallina R, Brusco A, Cariota U, Boccazzi C, Barilaro MR, Plebani A, Ugazio AG, van Leeuwen AM, DeLange GG, et al: Familial clustering of IGHc deletions and duplications: Functional and molecular analysis. *Immunogenetics* 1993;37:356–363.
- 58 Brusco A, Cariota U, Bottaro A, Boccazzi C, Delange G, Van Leeuwen AM, Galanello R, Plebani A, Ugazio AU, Guerra MG, et al: Deletions, duplications and triplications of the IGHc region in different Italian populations. *Immunodeficiency* 1993;4:243–244.
- 59 Brusco A, Cariota U, Bottaro A, Boccazzi C, Plebani A, Ugazio AG, Galanello R, van Leeuwen AM, DeLange GG, Depelchin S, et al: Structural and immunologic analysis of gene triplications in the Ig heavy chain constant region locus. *J Immunol* 1994;152:129–135.
- 60 Battey J, Max EE, McBride WO, Swan D, Leder P: A processed human immunoglobulin  $\epsilon$  gene has moved to chromosome 9. *Proc Natl Acad Sci USA* 1982;79:5956–5960.
- 61 Giudicelli V, Lefranc MP: Ontology for immunogenetics: The IMGT-ONTOLOGY. *Bioinformatics* 1999;12:1047–1054.
- 62 Lefranc MP: Nomenclature of the human immunoglobulin genes. *Curr Protoc Immunol*, in press.
- 63 Lefranc MP: Nomenclature of the human T cell receptor genes. *Curr Protoc Immunol*, in press.
- 64 Lefranc MP: The IMGT unique numbering for immunoglobulins, T cell receptors and Ig-like domains. *Immunologist* 1999;7:132–136.
- 65 Lefranc MP: Unique database numbering system for immunogenetic analysis. *Immunol Today* 1997;8:509.
- 66 Kabat EA, et al: Sequences of Proteins of Immunological Interest. Washington, Public Health Service, 1987.
- 67 Satow Y, Cohen GH, Padlan EA, Davies DR: Phosphocholine binding immunoglobulin Fab McPC603. An X-ray diffraction study at 2.7 Å. *J Mol Biol* 1986;190:593–604.
- 68 Chothia C, Lesk AM: Canonical structures for the hypervariable regions of immunoglobulins. *J Mol Biol* 1987;196:901–917.
- 69 Edelman GM, Cunningham BA, Gall WE, Gottlieb PD, Rutishauser U, Waxdal MJ: The covalent structure of an entire gammaG immunoglobulin molecule. *Proc Natl Acad Sci USA* 1969;63:78–85.